

Annual Financial Report 2025

Friends Alliance

Friends-International (France, Cambodia, Laos, Thailand)

Mith Samlanh (Cambodia)

Yayasan Feman Baik (Indonesia)

Tha Ngae Chin Myar (Myanmar)

*With thanks to the Friends-International Support Offices in
Germany, Switzerland and USA.*



Table of Contents

	SECTION	PAGE
1	Acronyms	3
2	Organisation Information	4
3	Accounting Framework	5
4	2025 Visual Snapshot	7
5	Top 10 Donors	9
6	Consolidated Financial Statements 2025	10
7	Friends Alliance Financials 2025	
	Friends-International Headquarters: France	14
	Friends-International Phnom Penh	16
	Mith Samlanh (Phnom Penh)	21
	Friends-International Siem Reap	26
	Friends-International Laos	31
	Friends-International Thailand	36
	Yayasan Teman Baik (Indonesia)	42
	Tha Ngae Chin Myar (Myanmar)	48
8	2026 Annual Budget	52

Acronyms

3PC	Partnership Program for the Protection of Children
CS	ChildSafe
CSA	ChildSafe Alliance
CSE	ChildSafe Experience
CSM	ChildSafe Movement
CWAFF	CW Asia Fund Foundation
DIC	Drop-in-Centre
ECPAT	End Child Prostitution and Trafficking
EU	European Union
F3	Friends Futures Factory
FI	Friends-International
G2A	Give2Asia
GFATM	Global Fund Fight Against Aids, Tuberculosis & Malaria
HQ	Headquarters
IEC	Information, Education, Communication (Materials)
MEL	Monitoring, Evaluation & Learning
MS	Mith Samlanh
NCHAD	National Centre for HIV/AIDs, Dermatology, and Sexually Transmitted Diseases
NGO	Non-Governmental Organisation
TNCM	Tha Nga Chin Myar (aka Friends Myanmar)
UNICEF	United Nations Children's Fund
UNODC	United Nations Office on Drugs and Crime
VT	Vocational Training
YTB	Yayasan Teman Baik (aka Friends Indonesia)

Organisation Information (at 31 Dec 2025)

Boards of Directors

Friends-International	Mith Samlanh	Yayasan Teman Baik	Tha Ngae Chin Myar
Olivier Farhi <i>Chairperson</i>	Reth Vuthy <i>Chairperson</i>	Wilfried Schneider <i>Chairperson</i>	Daw Su Su <i>Executive Director</i>
Wilfried Schneider <i>Secretary</i>	Sebastien Marot <i>Treasurer</i>	Michael Gilmore <i>Secretary</i>	Daw Kay Thew Than <i>Program Advisor</i>
Olivier Veilhan <i>Treasurer</i>	Chenda Sophea Chhun <i>Secretary</i>	Vivian Hannah Gee <i>Secretary</i>	Daw Khin Hnit Thit Oo <i>Program Director</i>
Lucile Belleville <i>Member</i>	Tith Davy <i>Member</i>	Leonard Coster <i>Treasurer</i>	U Phyo Min Thant <i>Operation</i>
Chenda Sophea Chhun <i>Member</i>	Map Somaya <i>Non-Voting</i>	Timothee Wagener <i>Member</i>	Daw War War Swe <i>Finance</i>

Executive Director and Founder of Friends-International

Sebastien Marot

Management

Coordinators

Mr. Sebastien Le Mouellic – Saving Lives, Deputy Director
 Ms. Ampor Sam-Oeun – Building Futures
 Mr. Marko Ivkovic - Human Resources & Admin
 Ms. Khemanita Sok – Finance
 Mr. James Sutherland – Communications & Design
 Ms. Ashley LeBlanc – Fundraising & Partnerships

Country Program Directors

Ms. Somaya Map– Mith Samlanh Phnom Penh, Cambodia
 Ms. Naw Wint Nway Phyo– Tha Ngae Chin Myar, Myanmar
 Ms. Ketsone Philaphandet – FI Laos
 Ms. Orawan Saowapat – FI Thailand
 Mr. Maneth Tho – FI Siem Reap, Cambodia
 Mr. Ari Widodo – Yayasan Teman Baik, Indonesia

Auditors

BDO Cambodia Ltd • PricewaterhouseCoopers Ltd (Laos) • Nathee Audit Company Ltd (Thailand) • KAP Syarief Basir & Rekan Russell Bedford SBR Group (Indonesia) • Win Thin & Associates (Myanmar) • Tourville Finances (France)

Registered Offices

FI Legal Headquarters: 29 Rue Vaneau 75007, Paris, France
FI Operational Headquarters: #215, Street 13, Phnom Penh, Phnom Penh, Cambodia
Mith Samlanh: #215, Street 13, Phnom Penh, Phnom Penh, Cambodia
FI Siem Reap: House #1188, Group 3, Salakanseng village, (Top Town Road), Siem Reap, Cambodia
FI Laos: Phainam Road, P.O. Box 10688, Vientiane Capital, Lao PDR
FI Thailand: 87/6 (Sukhumvit 36) Napha Sap Soi 5, Klong Tan, Klong Toei, Bangkok 10110, Thailand
Yayasan Teman Baik: Jl. Tebet Timur I No.4, Kelurahan Tebet Timur, DKI Jakarta - Indonesia
Tha Ngae Chin Myar: No,141, 1st floor, Seikkantha Street, Kyauktada Township, Yangon, Myanmar

Legal Registrations¹

Friends-International: Prefecture de Police, Paris, France. 19 July 1995. N° W751121526
Mith Samlanh: Ministry of Interior, Cambodia. 11 February 2002. N° 172
Yayasan Teman Baik: Ministry of Justice and Human Rights of Indonesia. 26 March 2013. N° AHU-5596.01.04
Tha Ngae Chin Myar: Ministry of Home Affairs. 27 Dec 2019. N° 1 / Internal / 1024

¹ The listed Friends Alliance programs are independent legal entities, founded by Friends-International, and affiliated under the Friends Alliance partnership.

Accounting Framework

Basis of Preparation

All Friends Alliance programs continue to apply the accrual basis of accounting, following the full transition implemented in 2023. This methodology ensures a more accurate and comprehensive representation of our financial position and performance. The financial statements for 2025 are therefore prepared on this basis, in accordance with the relevant national accounting standards as shown below:

Country	Accounting Standards
France	Règlement ANC n°2014-03 et n°2018-06
Cambodia	Cambodian IFRS for SMEs ("CIFRS")
Laos	Accruals Basis of Accounting
Thailand	TFRS for NPAEs
Indonesia	Indonesian PSAK
Myanmar	Accruals Basis of Accounting

Functional & Presentational Currency, and translation

The consolidated financial statements are presented in US dollars (USD), while each office maintains its records in its functional currency:

Country	Currency
France	EUR (Euros €)
Cambodia	USD (US dollars \$)
Laos	USD (US dollars \$)
Thailand	THB (Thai Baht)
Indonesia	IDR (Indonesian Rupiah)
Myanmar	MMK (Myanmar Kyat)

Exchange differences arising on conversion are recorded in the Income Statement.

Asset Capitalisation & Depreciation

Capital assets are recognized at acquisition cost if above \$1,000 (or \$5,000 for renovations). Depreciation is calculated on a straight-line basis over the following useful lives:

Asset Class	Years
Office & IT equipment	4
Furniture, Machinery & Other	5
Vehicles	5
Intangible Assets	10
Construction (owned properties)	10

Income Recognition

Grants are recognized as income when earned — that is, when related expenses are incurred and grant conditions are met. Unused or unearned amounts are recorded as liabilities or assets depending on the payment status. Private donations are recognized upon receipt or firm commitment. In-kind donations are recorded at fair value when reliably measurable.

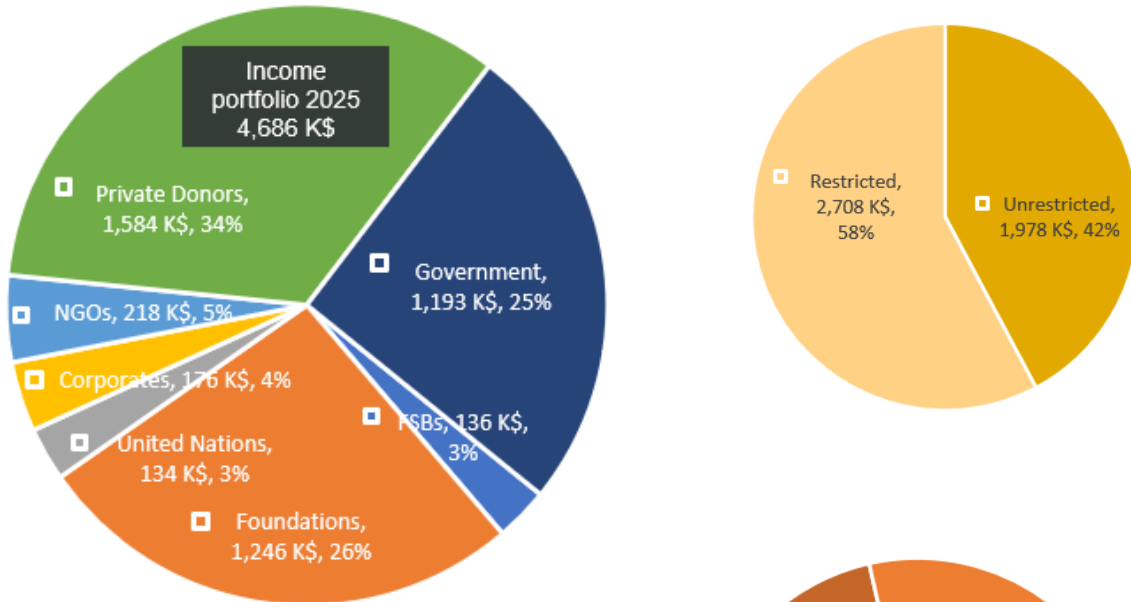
Consolidation

The consolidated financial statements cover all Friends Alliance programs and are unaudited. All intra-group balances and transactions are eliminated in full.

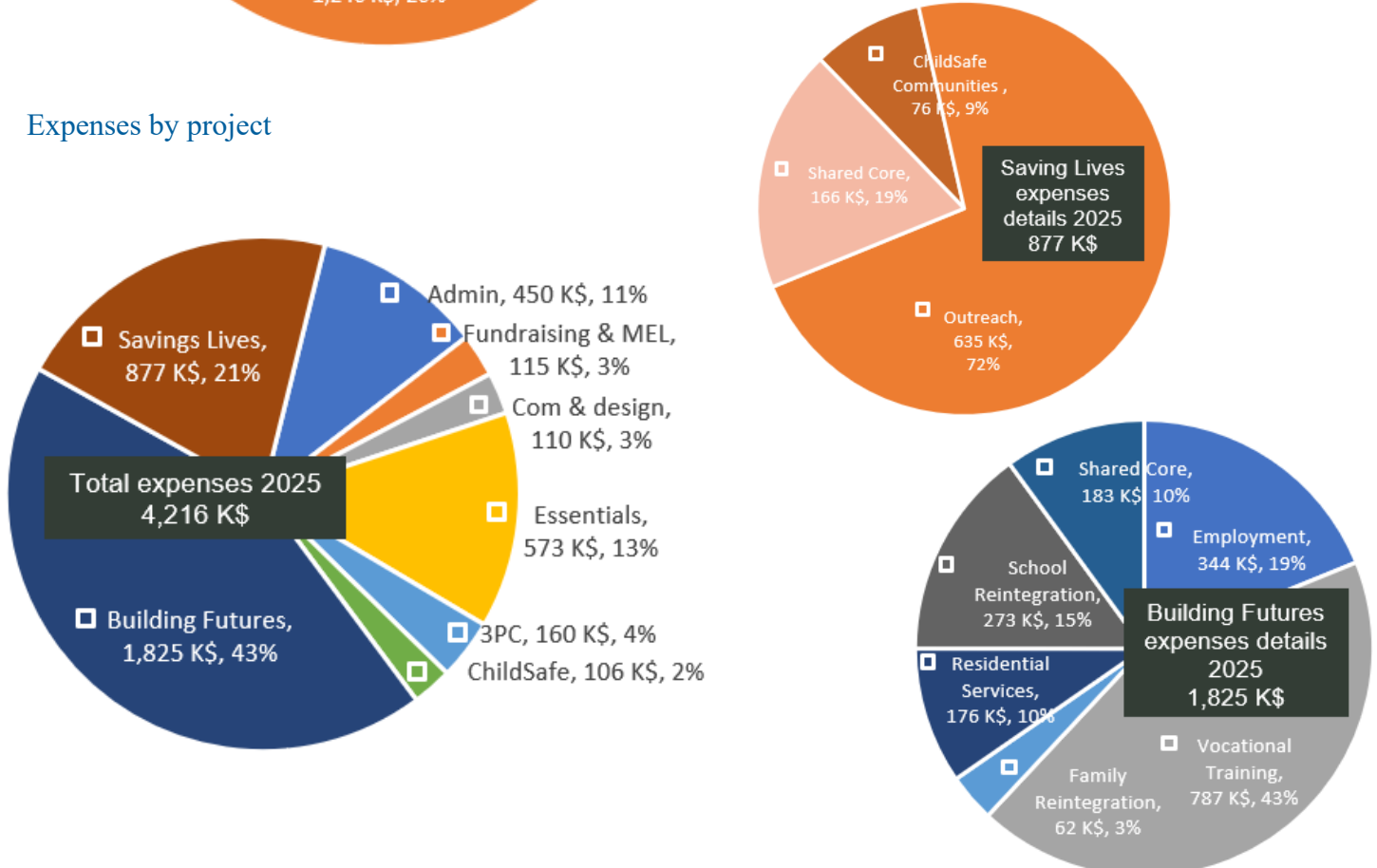
2025 Visual Snapshot

Friends Alliance	2025		2024		2023		2022
Number of Staff (31 Dec)	303	-8%	331	-10%	369	1%	364
Total Income (US\$)	4,686 K\$	21%	3,876 K\$	-31%	5,589 K\$	-9%	6,125 K\$
Total Expenses (US\$)	4,216 K\$	-14%	4,895 K\$	-12%	5,541 K\$	-7%	5,934 K\$
Admin Costs (%)	11%		10%		9%		8%

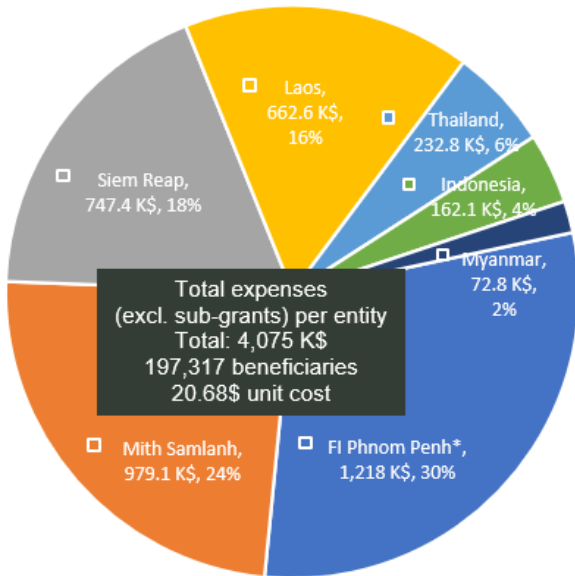
Income source



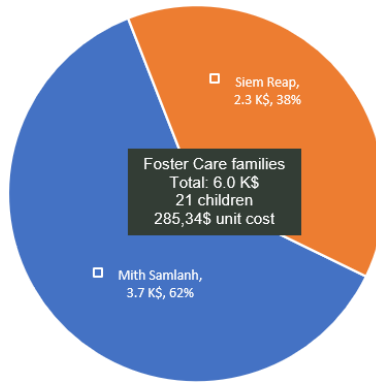
Expenses by project



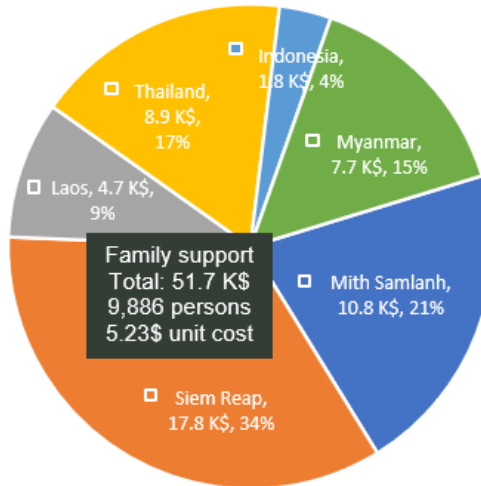
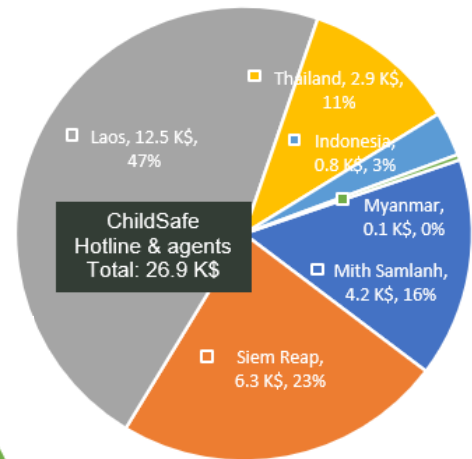
Key expenses by Program



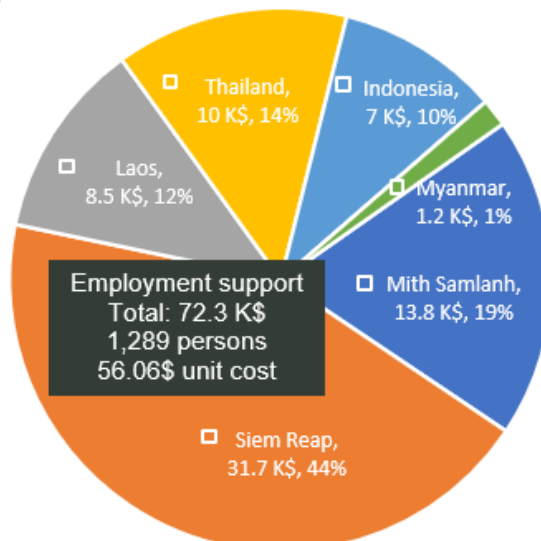
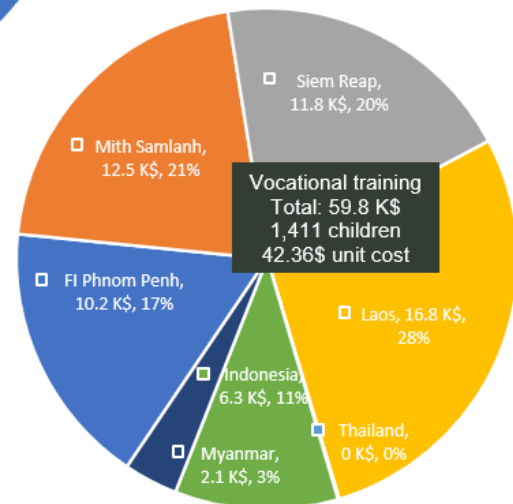
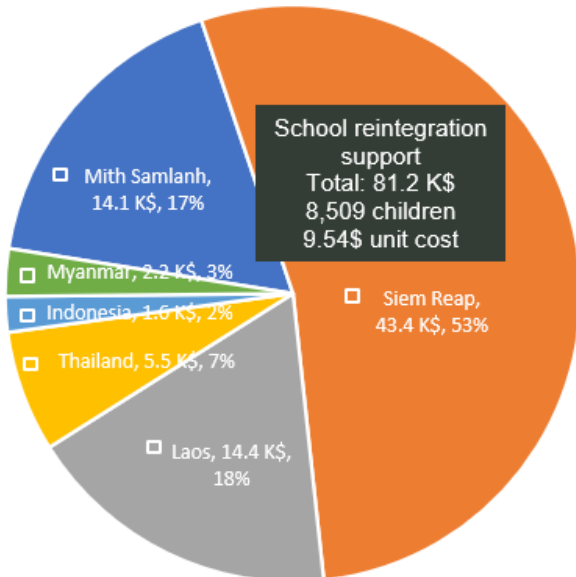
* Note that FI Phnom Penh includes Friends Social Businesses, ChildSafe Movement and 3PC activities.



Saving Lives



Building Futures



Top 10 Donors

#	DONOR NAME*	2025**
1	Fondation Junclair / MAE Luxembourg	789 K\$
2	The Regent Capital Trust Corporation Limited as Trustee of the Kwok Foundation	392 K\$
3	Fondation Philanthropique NEXT	327 K\$
4	NCHADS / GFATM	311 K\$
5	Firetree Philanthropy Foundation Limited	278 K\$
6	ECPAT Luxembourg absl	218 K\$
7	Epic Foundation	162 K\$
8	Fondation Junclair	160 K\$
9	UNICEF Cambodia	134 K\$
10	The Cold Mountain Fund of RSF Social Finance	128 K\$

* Donors wishing to remain anonymous have been removed from the Top 10 Donor list to respect their wishes

** Funding amounts refer to earned income, not cash income

The Top 10 donors fundings represent 62% of the total annual consolidated income of 4,686 K\$ (equivalent proportion in 2024 and 2023).

Consolidated Financial Statements

Income Statement for the year ending 31 Dec 2025 Friends Alliance

INCOME	2025 (US\$)	2024 (US\$)	2023 (US\$)
Training Income	135,530	114,441	77,285
Donor Funding	3,592,674	3,369,774	5,107,737
Private Donations	840,332	243,395	181,326
Consultancy	24	1,139	18,266
Other Income	117,901	147,221	204,123
TOTAL INCOME	4,686,462	3,875,971	5,588,737
EXPENSES			
PERSONNEL			
International Staff	507,999	559,270	522,032
National Staff	2,127,939	2,202,898	2,275,210
Health & Pensions	100,403	103,751	118,068
Consultancies/Professional fees	26,150	176,246	188,035
Severance Pay/Indemnity	104,379	119,618	109,751
Miscellaneous Personnel Costs	30,178	34,101	45,171
	2,897,048	3,195,883	3,258,266
DIRECT COSTS			
Hygiene Costs	16,072	16,447	32,192
Medical Costs	18,557	27,168	61,641
Food/Drink for Beneficiaries	121,589	158,443	169,957
Family Support	51,738	62,611	113,715
Harm Reduction Materials	2,413	3,392	97,399
Centre Supplies	17,074	21,436	28,425
Case Manager Travel	2,143	5,464	12,319
Recreational Activity Support	16,758	12,485	16,766
School Reintegration Support	81,210	107,726	136,060
Vocational Training Materials / Referrals	59,776	67,661	79,948
Job Placement Support	23,032	45,650	49,277
Self-Employment Support	49,232	57,955	63,350
Other Direct Employment Costs	13,508	11,444	11,119
ChildSafe Hotline & Agents	26,932	14,595	35,473
Foster Care Families	5,992	26,207	63,093
Uniforms	9,260	8,185	5,466
Independent Living	8,560	16,219	19,976
Beneficiary Transport	28,771	34,356	45,450
Beneficiary Trainings / Meetings	6,552	3,285	8,116
Community Event Costs	6,766	1,921	11,442
Miscellaneous Direct Costs	19,001	10,951	19,301
	584,934	713,600	1,080,484

EQUIPMENT / ASSETS (<\$1,000)			
IT / Computers	15,847	7,399	15,668
Vehicles	0	0	0
Furniture / Fittings	4,054	1,441	4,470
Vocational Training Equipment	15,411	3,156	5,653
Intangible Assets	0	825	0
Inventory	2,794	1,191	2,857
Depreciation of Fixed Assets	60,932	54,741	47,132
	99,037	68,753	75,780
INDIRECT COSTS			
Communications	29,736	34,686	40,173
Transport/ Gasoline/ Maintenance	66,964	71,285	77,535
Maintenance/Renovations	21,387	21,573	40,074
Office Supplies	15,569	19,892	27,706
Rent	129,907	144,393	155,267
Utilities	52,689	51,794	51,595
Bank Charges	5,418	5,827	7,927
External Audits	26,301	42,539	85,823
Vehicle/Building Insurance	9,111	9,713	4,364
Subscriptions	9,985	8,091	6,624
Donor / Staff / Authority Relations	8,949	9,372	17,985
Miscellaneous Indirect Costs	20,828	234,042	32,722
	396,844	653,207	547,794
TRAVEL & TRAINING			
International Travel	12,399	19,291	17,631
National Travel	13,112	19,154	21,855
Staff Training	1,954	4,768	6,799
Workshops / Meetings / Exchanges	15,601	23,997	41,785
	43,065	67,210	88,070
INCOME GENERATION COSTS			
Cost of Income Generation	53,896	49,263	37,882
Outlet Supplies	6,431	7,503	8,856
Miscellaneous VTB Costs	0	233	7,657
	60,327	56,999	54,396
SUB-GRANTS			
Sub Grants - Friends Programs	27,099	-3,821	434,716
Sub Grants - 3PC partners	107,958	143,607	1,237
	135,057	139,786	435,952
TOTAL EXPENSES	4,216,312	4,895,439	5,540,742
NET INCOME	470,150	-	47,995
Retained funds b/f	5,123,701	6,137,245	6,155,631
Restated (exchange rate differences)	5,140,973	6,143,169	6,089,251
NET ASSETS	5,611,122	5,123,701	6,137,245

Consolidated Financial Statements

Statement of Financial Position

as at 31 Dec 2025
Friends Alliance

ASSETS	2025 (US\$)	2024 (US\$)	2023 (US\$)
Non-Current Assets			
Land & Buildings	2,826,900	2,826,900	2,826,900
IT Equipment	3,991	3,840	3,519
Vehicles	44,315	40,403	42,048
Furniture, Machinery & Other Equipment	2,634	4,127	4,550
Intangible assets	21,935	24,677	19,279
Construction & Building Works	139,210	174,548	178,139
Current Assets			
Cash & Bank	4,470,838	2,930,590	4,678,871
Prepayments & Advances	-101,353	38,475	26,850
Other Current Assets & Receivable			
Accounts Receivables	38,791	60,722	61,672
Guarantee Deposits Receivables	29,538	31,191	23,249
Provision for Doubtful Debts	39	334	-1,510
Earned / Accrued Income	205,483	253,002	123,468
TOTAL ASSETS	7,682,321	6,388,809	7,987,033
LIABILITIES & EQUITY			
Current Liabilities			
Accounts Payables	43,333	283,205	63,060
Salary & Withholding Tax Payables	13,193	13,387	14,505
Social Security Payables	3,565	4,399	3,007
Employee Liabilities (< 1 year)	21,268	16,449	0
Unearned / Deferred Income	1,989,839	950,058	1,754,677
Long-Term Liabilities			
Employee Liabilities (> 1 year)	0	0	14,538
TOTAL LIABILITIES	2,071,198	1,267,498	1,849,788
Equity			
Net Income for the year	470,150	-	47,995
Retaining Earnings	5,140,973	6,143,169	6,089,251
TOTAL EQUITY	5,611,122	5,123,701	6,137,245
TOTAL LIABILITIES & EQUITY	7,682,321	6,391,199	7,987,033
NET ASSETS	5,611,122	5,121,311	6,137,245

Consolidated Financial Statements

Financial Statements 2025: Friends Alliance

PROJECT	Friends Phnom Penh	Mith Samlanh	Friends Siem Reap	Friends Laos	Friends Thailand	Friends Indonesia	Friends Myanmar	Friends France	Consolidated FS 2025 US\$
Donor Funding	\$2,759,954	\$966,935	\$851,965	\$624,123	\$202,990	\$176,653	\$77,936	\$552,192	\$3,592,674
Private Donations	\$772,356	\$5,324	\$25,147	\$1,096	\$5,834	\$505	\$0	\$31,094	\$840,332
Consultancy, training & other income	\$329,340	\$21,450	\$6,341	\$135,950	\$571	\$797	\$1,040	\$851	\$253,455
Total income	\$3,861,649	\$993,709	\$883,452	\$761,168	\$209,395	\$177,954	\$78,976	\$584,137	\$4,686,462
Personnel	\$1,094,165	\$686,878	\$465,767	\$352,250	\$156,016	\$111,356	\$30,616	\$0	\$2,897,048
Direct Costs*	\$14,003	\$189,436	\$171,944	\$186,592	\$33,874	\$21,332	\$28,079	\$0	\$645,261
Equipment / assets	\$37,758	\$9,828	\$7,995	\$42,063	\$482	\$316	\$595	\$0	\$99,037
Indirect costs	\$57,507	\$90,296	\$88,757	\$74,750	\$36,738	\$28,994	\$13,361	\$4,241	\$396,844
Travel & training	\$14,521	\$2,691	\$12,911	\$6,988	\$5,719	\$114	\$121	\$0	\$43,065
Program support**	\$2,054,095	\$34,811	\$94,199	\$66,414	\$29,987	\$17,163	\$2,460	\$552,192	\$135,057
Total expenses	\$3,272,050	\$1,013,940	\$841,573	\$729,058	\$262,817	\$179,274	\$75,230	\$556,433	\$4,216,312
NET ASSET	\$1,808,827	\$3,291,432	\$185,171	\$235,093	\$127,422	\$12,430	\$10,067	\$90,595	\$5,611,122

*Direct costs in Laos include VTB expenses and income generation costs for consolidated FS.

**Program support are Friends Alliance sub-grants, 3PC sub-grants and FI HQ support.

Friends-International Headquarters

France

Income Statement for the year ending 31 Dec 2025

INCOME	2025 (US\$)	2024 (US\$)	2023 (US\$)	2025 (€UR)	2024 (€UR)	2023 (€UR)
Donor Funding	552,192	1,019,465	194,581	496,973	958,297	180,960
Private Donations	31,094	34,072	82,275	27,984	32,028	76,516
Consultancy & Other Income	851	33	2,905	766	31	2,702
TOTAL INCOME	584,137	1,053,570	279,761	525,723	990,356	260,178
EXPENSES						
Consultants	0	56,588	1,032	0	53,193	960
Recruitment, Bank Charges, Insurance	774	951	882	697	894	821
Annual Audit	3,467	3,404	3,355	3,120	3,200	3,120
Travel & Training	0	0	381	0	0	354
Sub-Grants Thailand & Cambodia	552,192	1,095,486	196,774	496,973	1,029,757	183,000
Support to 3PC Partner Turkey	0	0	1,237	0	0	1,150
TOTAL EXPENSES	556,433	1,156,429	203,661	500,790	1,087,043	189,405
NET INCOME	27,704	-102,859	76,100	24,934	-96,687	70,773
Retained funds b/f	60,214	164,826	91,684	56,601	153,289	82,516
Restated (exchange rate differences)	62,890	163,073	88,726	0	0	0
NET ASSETS	90,595	60,214	164,826	81,535	56,601	153,289

Statement of Financial Position

as at 31 Dec 2025

	2025 (US\$)	2024 (US\$)	2023 (US\$)	2025 (€UR)	2024 (€UR)	2023 (€UR)
ASSETS						
Cash & Bank	236,372	78,109	722,264	212,735	73,422	671,705
LIABILITIES						
Accounts Payable	3,556	17,895	3,355	3,200	16,821	3,120
Unearned Income	142,222	0	554,083	128,000	0	515,297
	145,778	17,895	557,437	131,200	16,821	518,417
NET ASSETS	90,595	60,214	164,826	81,535	56,601	153,289

Friends-International Headquarters France

Statement of Changes in Equity as at 31 Dec 2025

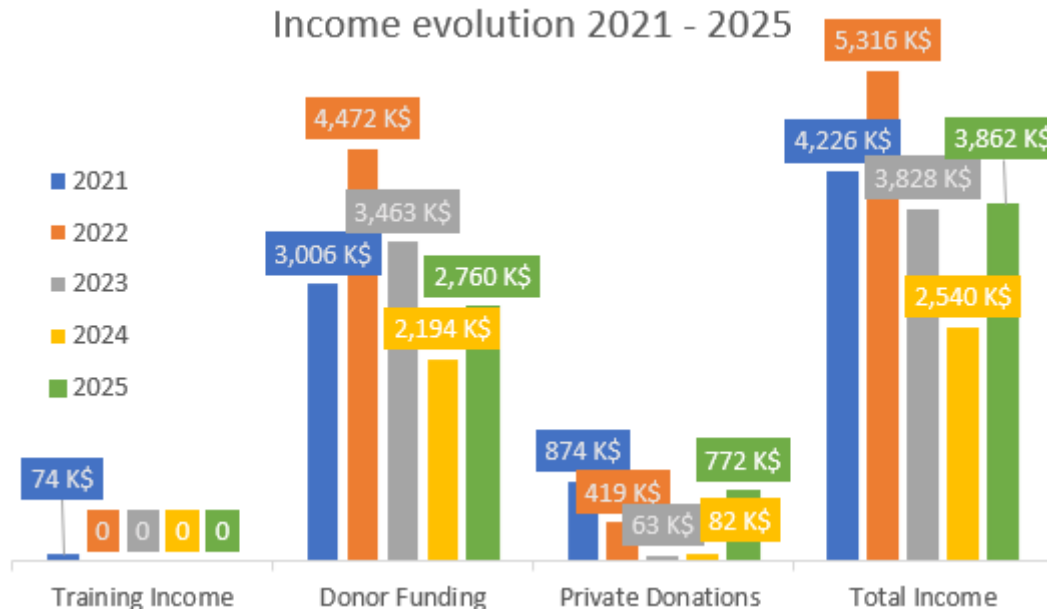
#	FUND ACCOUNT	TYPE	OPENING (€UR)	EARNED INCOME (€UR)	EXPENSES (€UR)	CLOSING (€UR)	CASH INCOME (€UR)
1	Accor Heartist Solidarity	Donor Funding	0	100,000	100,000	0	100,000
2	Epic Foundation	Donor Funding	0	196,013	196,013	0	68,013
3	Fondation Pierre Bellon	Donor Funding	0	135,000	135,000	0	135,000
4	France Volontaires	Donor Funding	6,443	0	0	6,443	0
5	Boustany Foundation	Donor Funding	0	50,000	50,000	0	50,000
6	Raja Foundation	Donor Funding	0	12,000	12,000	0	12,000
7	FI Reserves	Private donations	50,158	32,711	7,777	75,092	32,711
	TOTAL		56,601	525,723	500,790	81,535	397,723

#	FUND ACCOUNT	TYPE	OPENING (US\$)	EARNED INCOME (US\$)	EXPENSES (US\$)	CLOSING (US\$)	CASH INCOME (US\$)
1	Accor Heartist Solidarity	Donor Funding	0	111,111	111,111	0	111,111
2	Epic Foundation	Donor Funding	0	217,792	217,792	0	75,570
3	Fondation Pierre Bellon	Donor Funding	0	150,000	150,000	0	150,000
4	France Volontaires	Donor Funding	7,159	0	0	7,159	0
5	Boustany Foundation	Donor Funding	0	55,556	55,556	0	55,556
6	Raja Foundation	Donor Funding	0	13,333	13,333	0	13,333
7	FI Reserves	Private donations	55,731	36,345	8,641	83,436	36,345
	TOTAL		62,890	584,137	556,433	90,595	441,915

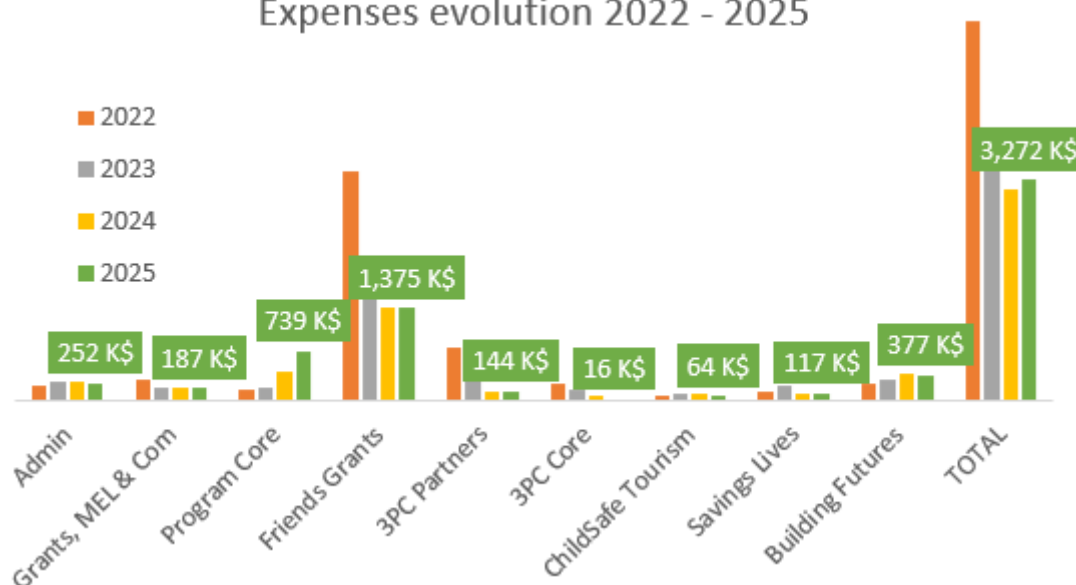
Friends-International Phnom Penh

HQ	2025		2024		2023		2022
Number of Staff (31 Dec)	64	-11%	72	-10%	80	31%	61
Total Income (US\$)	3,862 K\$	52%	2,540 K\$	-34%	3,828 K\$	-28%	5,316 K\$
Total Expenses (US\$)	3,272 K\$	5%	3,125 K\$	-18%	3,823 K\$	-32%	5,638 K\$
Admin Costs (%)	8%		9%		7%		5%

Income evolution 2021 - 2025



Expenses evolution 2022 - 2025



Financial Statements

Income Statement

for the year ending 31 December 2025

Friends-International Phnom Penh, Cambodia

INCOME	2025 (US\$)	2024 (US\$)	2023 (US\$)
Donor Funding	2,759,954	2,194,015	3,462,836
Private Donations	772,356	81,622	62,529
Other Income	86,480	99,574	104,833
Internal Funding	242,860	164,621	197,418
TOTAL INCOME	3,861,649	2,539,831	3,827,616

EXPENSES	2025 (US\$)	2024 (US\$)	2023 (US\$)
PERSONNEL			
International Staff	502,256	529,307	490,611
National Staff	490,754	483,170	443,372
Health & Pensions	19,678	21,149	19,143
Consultancies/Professional fees	19,973	111,987	179,528
Recruitment Costs	8,576	9,904	10,830
Severance Pay/Indemnity	50,999	56,320	47,110
Miscellaneous Personnel Costs	1,930	6,277	5,736
Sub-Total	1,094,165	1,218,114	1,196,330
DIRECT COSTS			
Family Support	0	1,500	2,000
Harm Reduction Materials	0	0	91,513
Centre Supplies	1,830	3,305	4,988
Vocational Training Materials / Referrals	10,246	11,236	2,804
Self-Employment Support	0	0	2,165
ChildSafe Activities	0	531	1,997
Uniforms	621	1,762	874
ChildSafe Experiences Activities	1,189	1,935	2,581
Beneficiary Transport	0	15	2,598
Community Event Costs	118	74	6,493
Miscellaneous Direct Costs	0	1,327	519
Sub-Total	14,003	21,687	118,530
EQUIPMENT/ASSETS			
IT / Computers	803	4,469	6,752
Furniture / Fittings	0	250	1,616
Vocational Training Equipment	0	1,396	1,214
Intangible Assets	0	825	0
Inventory	78	272	88
Depreciation of Fixed Assets	36,877	37,128	33,721
Sub-Total	37,758	44,340	43,390

INDIRECT COSTS			
Communications	7,635	10,933	9,652
Transport/ Gasoline/ Maintenance	1,176	1,483	2,792
Maintenance/Renovations	1,797	4,159	7,392
Office Supplies	3,936	4,921	7,111
Rent	12,767	20,000	20,578
Utilities	6,117	4,667	6,161
Bank Charges	1,745	2,104	3,099
External Audits	3,600	10,455	21,611
Subscriptions	9,880	7,028	4,502
Donor / Staff / Authority Relations	1,495	4,767	2,323
Miscellaneous Indirect Costs	7,360	228,713	4,777
Sub-Total	57,507	299,228	89,999
TRAVEL & TRAINING			
Travel & Training	10,620	17,115	18,820
Workshops & Exchanges	3,902	5,621	15,467
Sub-Total	14,521	22,736	34,288
FRIENDS ALLIANCE SUB-GRANTS			
Peuan Mit (Laos)	82,797	0	45,000
Kaliyan Mith (Siem Reap)	618,144	162,626	487,705
Teman Baik (Indonesia)	116,533	43,663	192,479
Peuan Peuan (Thailand)	88,644	0	97,000
Mith Samlanh	963,993	1,101,243	1,005,564
Head Office	0	0	78,332
Tha Ngae Chin Myar (Yangon)	76,027	67,478	0
Friends Suisse	0	0	0
Sub-Total	1,946,137	1,375,011	1,906,080
3PC SUB-GRANTS			
Damnok Toek (DT)	0	4,422	50,052
Komar Rikreay (KMR)	0	4,487	29,123
M'lop Tapang (MT)	0	9,768	55,685
Samatapheap Khnom Organisation (SKO)	0	4,683	33,214
Cambodia Children's Trust (CCT)	0	3,600	24,377
Transcultural Psychosocial Organisation (TPO)	0	4,458	45,051
Krousar Thmey (KT)	0	3,687	19,782
Children's Futures International (CFI)	0	4,307	33,556
Korsang (KS)	101,958	1,042	92,332
Creative Generation (CG)	6,000	0	5,000
Khmer Cultural Development Institute (KCDI)	0	3,616	6,508
Epic Arts (EA)	0	99,537	22,526
Legal Aid of Cambodia (LAC)	0	0	17,508
Sub-Total	107,958	143,607	434,716
TOTAL EXPENSES	3,272,050	3,124,722	3,823,332
NET INCOME	589,599	-584,891	4,284
Retained funds b/f	1,219,228	1,804,120	1,799,836
NET ASSETS	1,808,827	1,219,228	1,804,120

Statement of Financial Position

as at 31 Dec 2025

Friends-International Phnom Penh, Cambodia

ASSETS	2025 (US\$)	2024 (US\$)	2023 (US\$)
Non-Current Assets			
IT Equipment	2,002	3,840	3,519
Intangible assets	21,935	24,677	19,279
Construction & Building Works	113,545	145,842	178,139
Current Assets			
Cash & Bank	2,379,042	1,673,790	1,899,798
Project Advances	0	0	357
Sub-Grantee Advances	31,296	13,846	4,856
Prepayments	6,662	4,492	3,631
Receivables			
Guarantee Deposits	8,519	8,519	1,050
Accounts Receivable	28,431	83,331	50,391
Earned / Accrued Income	185,301	141,814	285,496
TOTAL ASSETS	2,776,733	2,100,150	2,446,515
LIABILITIES			
Current Liabilities			
Salary Tax Payable	6,012	6,348	6,460
Miscellaneous Payables	13,585	251,546	17,171
Withholding Tax Payable	185	631	1,393
Employee Liabilities (< 1 year)	0	0	0
Unearned / Deferred Income	948,123	622,396	617,371
TOTAL LIABILITIES	967,905	880,922	642,395
NET ASSETS	1,808,827	1,219,228	1,804,120

Statement of Changes in Equity as at 31 Dec 2025

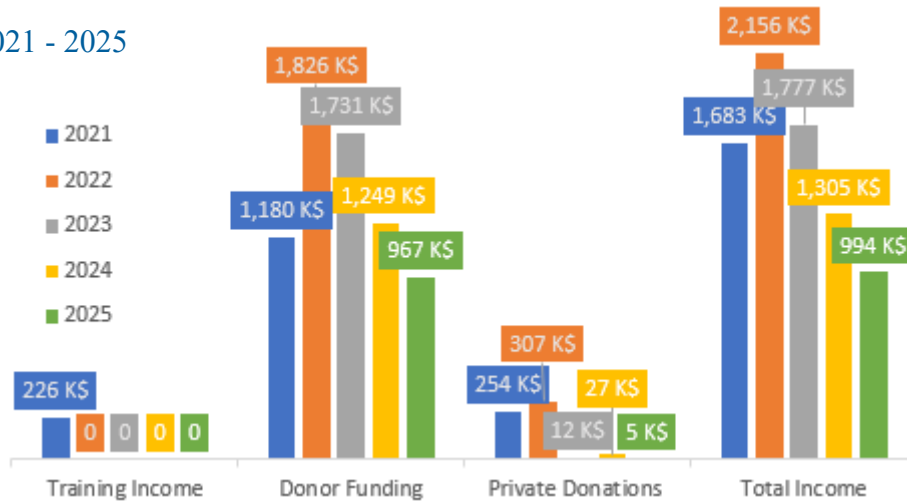
Friends-International Phnom Penh, Cambodia

#	FUND ACCOUNT	TYPE	OPENING	EARNED INCOME	EXPENSES	CLOSING	CASH INCOME
1	Accor Heartist Solidarity	Donor	0	108,652	108,652	0	108,652
2	Albrecht Kiesow Foundation	Donor	0	102,861	102,861	0	102,861
3	Allan Deborah L Finkler	Private	0	0	0	0	9,663
4	Anonymous (AMJ)	Private	9,000	0	9,000	0	0
5	Anonymous (TO)	Private	0	28,000	28,000	0	100,000
6	Arab Gulf Programme for Development	Donor	0	31,240	31,240	0	0
7	Bon Gusto / Passion TV	Reserves	937	0	937	0	0
8	Boustany Foundation	Donor	0	56,354	56,354	0	56,354
9	CW Asia Fund Charitable Foundation	Private	0	2,632	2,632	0	0
10	ECPAT Luxembourg	Donor	0	236,734	236,734	0	237,800
11	Epic Foundation	Donor	0	189,500	189,500	0	224,649
12	Firetree Philanthropy Foundation Limited	Donor	0	275,000	275,000	0	275,000
13	Fondation Junclair	Donor	0	33,995	33,995	0	33,995
14	Fondation NEXT	Donor	0	223,406	223,406	0	311,650
15	Fondation Philanthropique NEXT	Donor	0	240,682	240,682	0	274,292
16	Fondation Pierre Bellon	Donor	0	155,466	155,466	0	154,723
17	Friends Deutschland	Private	0	0	0	0	2,057
18	Friends Switzerland	Private	0	11,750	11,750	0	11,750
19	Friends-International (France)	Reserves	113,544	0	103	113,441	0
20	Friends-International Reserves	Reserves	924,529	1,096,988	420,441	1,601,076	1,053,589
21	Gisela Stichting	Donor	0	43,000	43,000	0	43,000
22	Give2Asia	Private	0	10,789	10,789	0	0
23	Global Development Network Inc	Donor	0	5,000	5,000	0	5,000
24	Global Whole Being Fund	Donor	0	90,000	90,000	0	100,000
25	Healthy Child Fund	Reserves	35	0	35	0	0
26	Karen France	Donor	0	6,000	6,000	0	6,000
27	NCHADS / GFATM	Donor	0	330,730	330,730	0	313,862
28	Partners for Equity (SPF)	Private	4,395	0	4,395	0	0
29	Pro Victimis Foundation	Private	0	33,211	33,211	0	73,445
30	Raja Foundation	Donor	0	13,677	13,677	0	13,677
31	Skoll Foundation	Reserves	166,788	0	72,478	94,310	0
32	The Cold Mountain Fund of RSF Social Finance	Donor	0	71,101	71,101	0	300,000
33	The Regent Capital Trust Corporation Limited as Trustee of	Donor	0	389,560	389,560	0	200,000
34	Tourism Cares	Donor	0	1,404	1,404	0	5,000
35	Tourism Cares	Donor	0	617	617	0	0
36	UNICEF Cambodia	Donor	0	73,301	73,301	0	73,301
			1,219,228	3,861,649	3,272,050	1,808,827	4,090,319

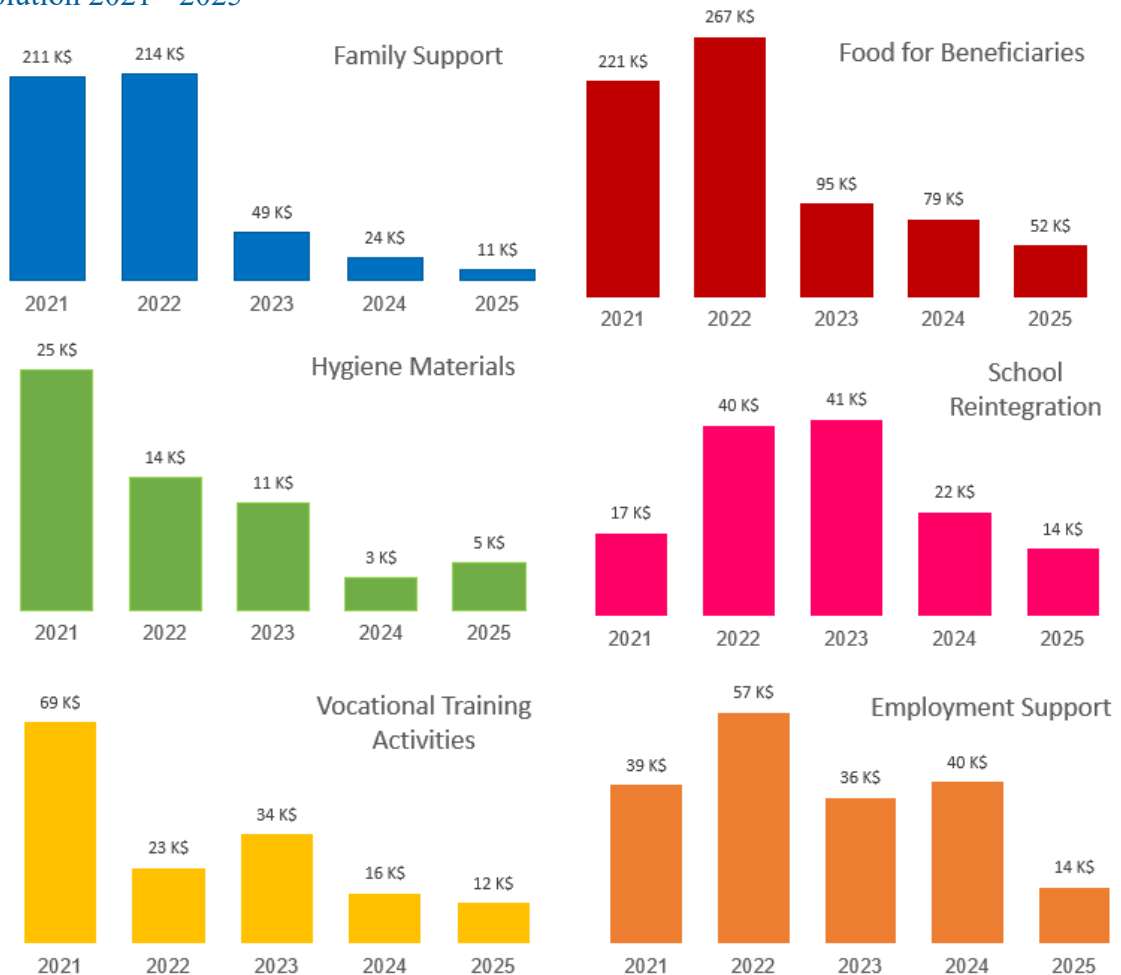
Mith Samlanh (Phnom Penh)

Mith Samlanh	2025		2024		2023		2022
Number of Staff (31 Dec)	73	-22%	93	-18%	114	-16%	136
Total Income (US\$)	994 K\$	-24%	1,305 K\$	-27%	1,777 K\$	-18%	2,156 K\$
Total Expenses (US\$)	1,014 K\$	-19%	1,258 K\$	-34%	1,917 K\$	-7%	2,053 K\$
Admin Costs (%)	7%		6%		5%		5%

Income evolution 2021 - 2025



Expenses evolution 2021 - 2025



Financial Statements

Income Statement

for the year ended 31 Dec 2025

Mith Samlanh, Phnom Penh, Cambodia

INCOME	2025 (US\$)	2024 (US\$)	2023 (US\$)
Donor Funding	966,935	1,249,485	1,731,479
Private Donations	5,324	27,189	11,516
Other Income	21,450	27,984	34,369
TOTAL INCOME	993,709	1,304,657	1,777,363

EXPENSES	2025 (US\$)	2024 (US\$)	2023 (US\$)
PERSONNEL			
National Staff	615,278	694,295	850,817
Health & Pensions	25,152	30,636	40,939
Overtime	8,474	7,109	16,158
Severance Pay/Indemnity	31,072	32,983	37,924
Miscellaneous Personnel Costs	6,903	8,180	8,220
Sub-Total	686,878	773,204	954,058
DIRECT COSTS			
Hygiene costs	4,850	3,393	11,161
Medical costs	9,020	13,998	36,321
Clothing for Beneficiaries	80	289	2,152
Non-Formal Education materials	232	787	2,549
Food/Drink for Beneficiaries	52,142	78,882	95,470
Family Support	10,831	23,607	49,345
Harm Reduction Materials	2,168	2,962	5,695
Centre Supplies	8,003	8,662	15,151
Case Manager Travel	292	2,665	6,740
Recreational Activity Support	13,500	3,879	3,552
Outreach Materials	2,341	1,912	1,433
School Reintegration Support	14,083	21,950	41,452
Vocational Training Materials / Referrals	12,489	15,538	33,752
Job Placement Support	4,341	17,293	13,929
Self-Employment Support	9,482	22,273	21,753
Miscellaneous Employment	1,931	3,671	3,530
ChildSafe Hotline & Agents	4,201	1,791	11,313
Foster Care Families	3,706	16,708	43,804

Uniforms	1,785	2,396	1,035
Independent Living	5,587	7,897	8,319
Beneficiary Transport	21,549	31,601	37,329
Beneficiary Trainings / Meetings	5,736	3,077	4,159
Miscellaneous Direct Costs	1,087	2,211	1,979
Sub-Total	189,436	287,441	451,921
EQUIPMENT/ASSETS			
IT / Computers	845	0	2,600
Vehicles	0	0	0
Furniture / Fittings	0	269	1,507
Vocational Training Equipment	1,448	0	3,035
Inventory	188	95	1,183
Depreciation of Fixed Assets	7,347	6,007	1,634
Sub-Total	9,828	6,370	9,958
INDIRECT COSTS			
Communications	7,597	9,621	15,159
Transport/ Gasoline/ Maintenance	25,361	26,986	33,091
Maintenance/Renovations	3,470	6,364	25,815
Office Supplies	3,316	3,533	5,730
Rent	19,792	21,030	42,053
Utilities	21,611	26,367	27,498
External Audits	0	7,700	17,545
Vehicle/Building Insurance	2,928	3,366	1,822
Miscellaneous Indirect Costs	6,221	7,168	12,148
Sub-Total	90,296	112,134	180,861
TRAVEL & TRAINING			
National Travel	30	0	0
Staff Training	204	374	3,762
Workshops / Meetings / Exchanges	2,458	2,826	655
Sub-Total	2,691	3,200	4,417
PROGRAM SUPPORT			
Kaliyan Mith (Siem Reap)	0	0	90,380
Peuan Peuan (Thailand)	0	0	104,635
FI Headquarters Support	34,811	75,694	120,770
Sub-Total	34,811	75,694	315,785
TOTAL EXPENSES	1,013,940	1,258,044	1,916,999
NET INCOME	-20,231	46,613	-139,636
Retained funds b/f	3,311,664	3,265,051	3,404,687
NET ASSETS	3,291,432	3,311,664	3,265,051

Statement of Financial Position

as at 31 Dec 2025

Mith Samlanh, Phnom Penh, Cambodia

ASSETS		2025 (US\$)	2024 (US\$)	2023 (US\$)
Non-Current Assets				
	Land & Buildings	2,826,900	2,826,900	2,826,900
	Vehicles	10,514	14,946	2,298
	Furniture, Machinery & Other Equipment	1,235	1,853	2,470
	Construction & Building Works	19,714	22,011	0
Current Assets				
	Cash & Bank	612,122	529,506	583,423
	Prepayments	1,718	1,874	1,999
Accounts Receivable				
	Guarantee Deposits	1,780	1,600	1,630
	Miscellaneous Receivables	450	900	1,844
	Earned / Accrued Income	8,837	20,327	71,500
TOTAL ASSETS		3,483,270	3,419,916	3,492,064
LIABILITIES				
Current Liabilities				
	Salary Tax Payables	1,735	1,868	2,208
	Miscellaneous Payables	4,071	14,100	14,807
	Employee Liabilities (< 1 year)	0	0	0
	Unearned / Deferred Income	186,032	92,284	209,998
TOTAL LIABILITIES		191,838	108,252	227,013
NET ASSETS		3,291,432	3,311,664	3,265,051

Statement of Changes in Equity

as at 31 Dec 2025

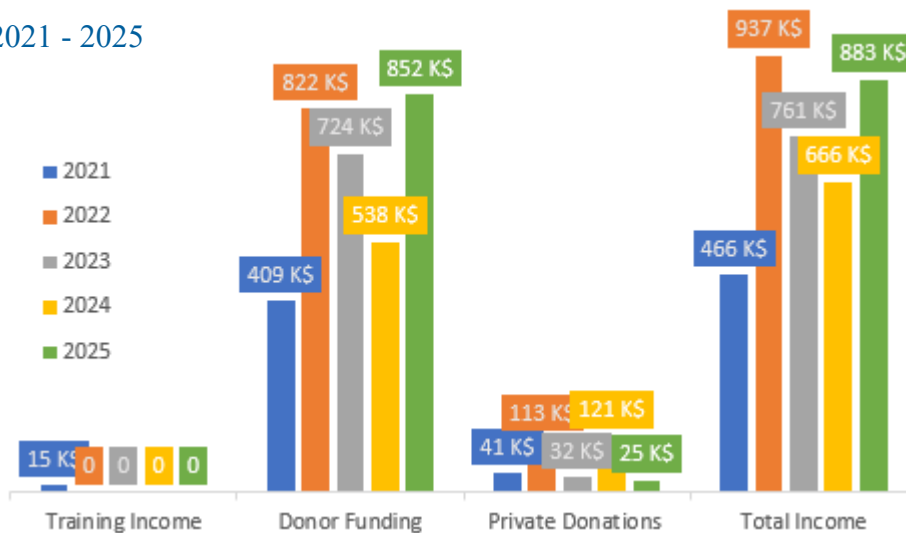
Mith Samlanh, Phnom Penh, Cambodia

#	FUND ACCOUNT	TYPE	OPENING	EARNED INCOME	EXPENSES	CLOSING	CASH INCOME
1	Asian Community Trust	<i>Direct Donor Funding</i>	0	2,143	2,143	0	2,068
2	Canada Fund for Local Initiatives	<i>Direct Donor Funding</i>	0	9,717	9,717	0	1,994
3	FI / Accor Heartist Solidarity	<i>Sub-Grant Donor Funding</i>	0	45,788	45,788	0	45,788
4	FI / Boustany Foundation	<i>Sub-Grant Donor Funding</i>	0	56,354	56,354	0	56,354
5	FI / ECPAT Luxembourg absI	<i>Sub-Grant Donor Funding</i>	0	103,296	103,296	0	103,296
6	FI / Epic Foundation	<i>Sub-Grant Donor Funding</i>	0	159,500	159,500	0	159,500
7	FI / Firetree	<i>Sub-Grant Donor Funding</i>	0	115,700	115,700	0	115,700
8	FI / Fondation Juniclair-Outreach&Education	<i>Sub-Grant Donor Funding</i>	0	30,541	30,541	0	0
9	FI / Fondation Juniclair-Drug	<i>Sub-Grant Donor Funding</i>	0	31,303	31,303	0	33,995
10	FI / Fondation Philanthropique NEXT	<i>Sub-Grant Donor Funding</i>	0	93,419	93,419	0	187,143
11	FI / Fondation Pierre Bellon	<i>Sub-Grant Donor Funding</i>	0	34,566	34,566	0	34,383
12	FI / Friends Deutschland	<i>Sub-Grant Donor Funding</i>	0	1,478	1,478	0	0
13	FI / Friends Switzerland	<i>Sub-Grant Donor Funding</i>	0	1,083	1,083	0	5,438
14	FI / Gisela Stichting	<i>Sub-Grant Donor Funding</i>	0	20,000	20,000	0	20,000
15	FI / Global Developments Award Competition	<i>Sub-Grant Donor Funding</i>	0	0	0	0	5,000
16	FI / GLOBAL FUND / NCHADS / GFATM	<i>Sub-Grant Donor Funding</i>	0	183,720	183,720	0	193,700
17	FI / RAJA Fondation	<i>Sub-Grant Donor Funding</i>	0	2,648	2,648	0	13,677
18	FI / Wise - Atoz	<i>Sub-Grant Donor Funding</i>	0	8,080	8,080	0	0
19	UNICEF Cambodia	<i>Direct Donor Funding</i>	0	64,823	64,823	0	73,805
20	United Nations	<i>Direct Donor Funding</i>	0	2,778	2,778	0	16,800
21	Mith Samlanh Reserves	<i>Reserves</i>	3,311,664	26,774	47,005	3,291,432	30,306
			3,311,664	993,709	1,013,940	3,291,432	1,098,946

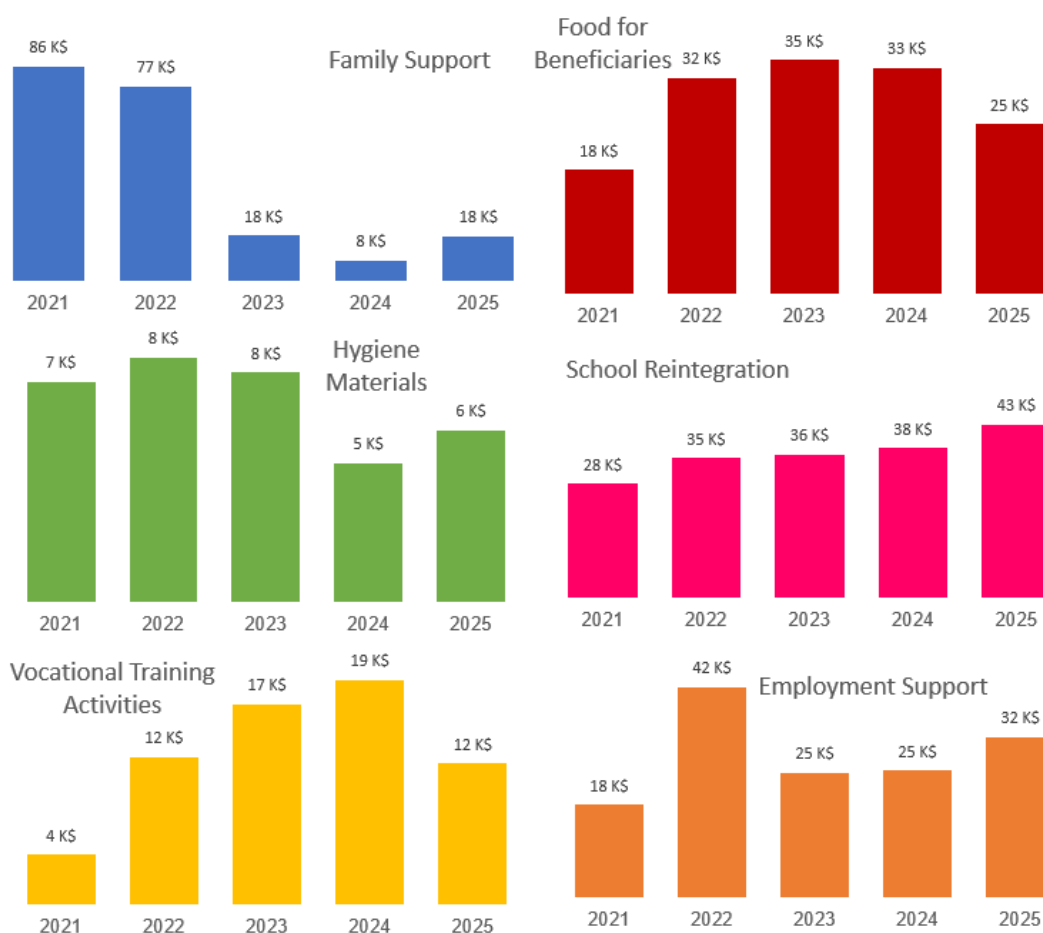
Friends-International Siem Reap

Kaliyan Mith	2025		2024		2023		2022
Number of Staff (31 Dec)	69	-8%	75	-1%	76	3%	74
Total Income (US\$)	883 K\$	33%	666 K\$	-13%	761 K\$	-19%	937 K\$
Total Expenses (US\$)	842 K\$	8%	779 K\$	-3%	806 K\$	-4%	839 K\$
Admin Costs (%)	5%		5%		5%		5%

Income evolution 2021 - 2025



Expenses evolution 2021 - 2025



Financial Statements

Income Statement for the year ending 31 December 2025 Friends-International Siem Reap, Cambodia

INCOME	2025 (US\$)	2024 (US\$)	2023 (US\$)
Donor Funding	851,965	537,725	724,287
Private Donations	25,147	121,344	32,148
Other Income	6,341	6,962	4,927
TOTAL INCOME	883,452	666,032	761,361

EXPENSES	2025 (US\$)	2024 (US\$)	2023 (US\$)
PERSONNEL			
National Staff	417,266	432,226	419,953
Health & Pensions	21,598	21,619	23,578
Severance Pay/Indemnity	22,309	23,470	23,059
Miscellaneous Personnel Costs	4,595	3,273	5,173
Sub-Total	465,767	480,588	471,763
DIRECT COSTS			
Hygiene costs	5,723	4,632	7,643
Medical costs	3,231	4,325	2,958
IEC Material	138	494	1,404
Clothing for Beneficiaries	0	235	1,844
Food/Drink for Beneficiaries	25,063	33,402	34,549
Family Support	17,811	8,128	17,995
Centre Supplies	4,459	5,567	4,065
Case Manager Travel	891	1,569	1,951
School Reintegration Support	43,409	37,547	35,966
Vocational Training Materials / Referrals	11,799	18,773	16,707
Job Placement & Self-Employment	31,695	25,092	24,698
Miscellaneous Employment	1,528	1,409	1,719
ChildSafe Hotline & Agents	6,287	1,172	4,051
Foster Care Families	2,286	9,322	17,294
Uniforms	2,436	2,246	1,112
Independent Living	1,038	2,769	4,933
Beneficiary Transport	723	745	1,849
Beneficiary Trainings / Meetings	687	0	2,542
Miscellaneous Direct Costs	12,742	724	2,155
Sub-Total	171,944	158,148	185,434

EQUIPMENT/ASSETS			
IT / Computers	4,991	728	1,920
Furniture / Fittings	825	225	0
Vocational Training Equipment	1,265	1,678	1,308
Inventory	64	627	0
Depreciation of Fixed Assets	850	850	588
Sub-Total	7,995	4,108	3,816
INDIRECT COSTS			
Communications	6,858	6,651	6,854
Transport/ Gasoline/ Maintenance	9,087	10,328	10,024
Maintenance/Renovations	3,093	5,909	1,359
Office Supplies	2,830	3,578	3,316
Rent	43,302	45,180	44,220
Utilities	13,721	11,563	9,498
External Audits	3,500	5,445	14,480
Donor / Staff / Authority Relations	2,406	2,405	3,343
Miscellaneous Indirect Costs	3,960	3,702	2,426
Sub-Total	88,757	94,760	95,520
TRAVEL & TRAINING			
Travel Costs	2,217	1,913	575
Staff Training	1,566	2,303	820
Workshops / Meetings	7,691	6,886	9,064
Exchanges / Exposure Trips	1,436	70	1,275
Sub-Total	12,911	11,171	11,735
FRIENDS ALLIANCE			
FI Headquarters Support	94,199	30,248	37,812
Sub-Total	94,199	30,248	37,812
TOTAL EXPENSES	841,573	779,023	806,080
NET INCOME	41,879	-112,991	-44,718
Retained funds b/f	143,292	256,283	301,002
NET ASSETS	185,171	143,292	256,283

Statement of Financial Position

as at 31 Dec 2025

Friends-International Siem Reap, Cambodia

ASSETS	2025 (US\$)	2024 (US\$)	2023 (US\$)
Non-Current Assets			
Vehicles	296	884	1,472
Furniture, Machinery & Other Equipment	786	1,048	
Current Assets			
Cash & Bank	517,991	116,823	491,758
Project Advances	50	50	104
Prepayments	866	982	982
Accounts Receivable			
Guarantee Deposits	15,930	16,430	16,430
Miscellaneous Receivables	1,359	1,206	5,022
Earned / Accrued Income	0	57,268	4,128
TOTAL ASSETS	537,278	194,691	519,897

LIABILITIES			
Current Liabilities			
Salary Tax Payable	907	895	928
Miscellaneous Payables	4,209	5,527	8,459
Withholding Tax Payable	436	506	475
Social Security Payable	1,506	1,681	1,636
Employee Liabilities (< 1 year)	0	0	0
Unearned / Deferred Income	345,046	42,788	252,116
Tax on Fringe Benefit	2	2	0
TOTAL LIABILITIES	352,107	51,399	263,613

NET ASSETS	185,171	143,292	256,283
-------------------	----------------	----------------	----------------

Statement of Changes in Equity

as at 31 Dec 2025

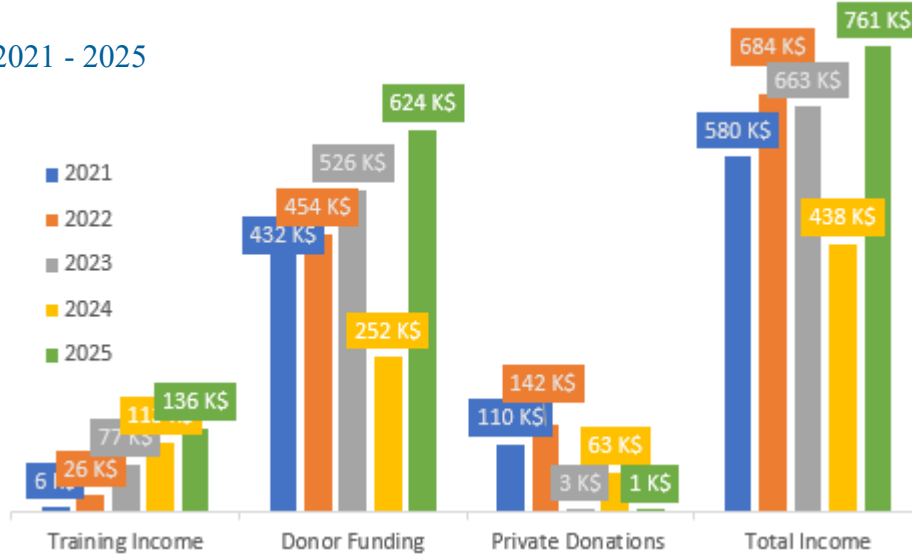
Friends-International Siem Reap, Cambodia

#	FUND ACCOUNT	TYPE	OPENING	EARNED INCOME	EXPENSES	CLOSING	CASH INCOME
1	Accor Heartist Solidarity	<i>Sub Grant Funding</i>	0	33,184	33,184	0	33,184
2	Albrecht Kiesow Foundation	<i>Direct Donor Funding</i>	0	40,687	40,687	0	102,861
3	Anonymous (FAF)	<i>Sub Grant Funding</i>	0	19,000	19,000	0	19,000
4	Anonymous (HLMF)	<i>Sub Grant Donation</i>	3,803	0	0	3,803	0
5	Anonymous (TO)	<i>Sub Grant Donation</i>	0	0	0	0	20,000
6	Asia Community Foundation	<i>Direct Donor Funding</i>	0	10,918	10,918	0	38,671
7	ECPAT Luxembourg absI	<i>Sub Grant Funding</i>	0	56,362	56,362	0	74,945
8	Epic Foundation	<i>Sub Grant Donation</i>	0	2,350	2,350	0	30,000
9	Fondation Philanthropique NEXT	<i>Sub Grant Funding</i>	0	100,979	100,979	0	185,470
10	Fondation Pierre Bellon	<i>Sub Grant Funding</i>	0	26,068	26,068	0	34,383
11	Friends Switzerland / Canton of Geneva	<i>Sub Grant Funding</i>	0	70,945	70,945	0	70,945
12	Friends Switzerland / Ville de Genève	<i>Sub Grant Funding</i>	0	12,339	12,339	0	40,950
13	Gisela Stichting	<i>Direct Donor Funding</i>	0	0	0	0	0
14	Global Whole Being Fund	<i>Sub Grant Funding</i>	0	3,297	3,297	0	45,000
15	Intrepid Foundation	<i>Sub Grant Funding</i>	0	0	0	0	0
16	Juniclair & Luxembourg Government	<i>Direct Donor Funding</i>	0	373,600	373,600	0	408,367
17	Lloyd George Asia Foundation	<i>Direct Donor Funding</i>	0	20,000	20,000	0	20,000
18	Partners for Equity (SPF)	<i>Direct Donor Funding</i>	0	15,000	49	14,951	15,000
19	UNICEF Cambodia	<i>Sub Grant Funding</i>	0	67,819	67,819	0	73,301
20	Kaliyan Mith Reserves	<i>Reserves</i>	139,490	30,902	3,974	166,418	30,902
			143,292	883,452	841,573	185,171	1,242,979

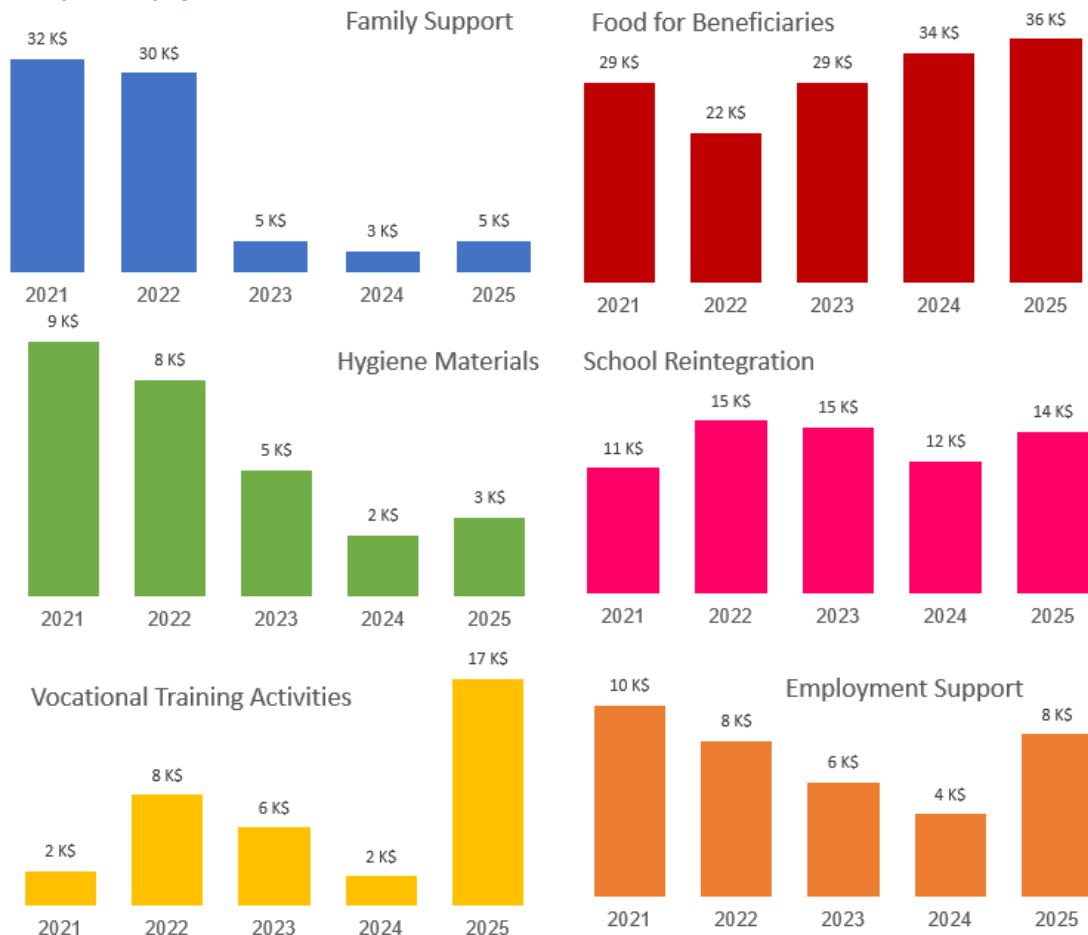
Friends-International Laos

Peuan Mit	2025		2024		2023		2022
Number of Staff (31 Dec)	62	29%	48	-9%	53	8%	49
Total Income (US\$)	761 K\$	72%	442 K\$	-33%	663 K\$	-3%	684 K\$
Total Expenses (US\$)	729 K\$	31%	558 K\$	6%	526 K\$	5%	502 K\$
Admin Costs (%)	6%		7%		6%		5%

Income evolution 2021 - 2025



Expenses evolution 2021 - 2025



Financial Statements

Income Statement for the year ending 31 Dec 2025 Friends-International Laos (Vientiane & Luang Prabang)

INCOME	2025 (US\$)	2024 (US\$)	2023 (US\$)
Training Income	135,530	113,210	77,285
Donor Funding	624,123	252,395	526,216
Private Donations	1,096	63,163	3,190
Other Income	420	8,813	56,262
TOTAL INCOME	761,168	437,581	662,952

EXPENSES			
PERSONNEL			
National Staff	334,700	312,850	241,683
Health & Pensions	15,203	13,989	13,888
Overtime	2,001	871	2,780
Miscellaneous Personnel Costs	347	5,741	366
Sub-Total	352,250	333,451	258,716
DIRECT COSTS			
Hygiene costs	2,913	2,255	4,622
Medical costs	3,780	3,333	8,377
Non-Formal Education materials	202	1,046	1,166
Food/Drink for Beneficiaries	35,697	33,650	29,282
Family Support	4,737	3,229	4,847
Centre Supplies	2,344	2,505	3,067
Case Manager Travel	934	763	2,974
Recreational Activity Support	680	762	1,002
School Reintegration Support	14,426	11,751	14,768
Vocational Training Materials / Referrals	16,828	2,105	5,742
Job Placement & Self-Employment	8,500	4,318	5,995
Miscellaneous Employment	5,446	1,720	2,182
ChildSafe Hotline & Agents	12,545	148	447
Foster Care Families	0	175	1,969
Uniforms	3,948	1,251	2,413
Independent Living	975	3,353	6,682
Beneficiary Transport	4,673	1,007	1,168
Community Event Costs	0	0	1,232
Miscellaneous Direct Costs	7,637	1,694	1,170
Sub-Total	126,266	75,065	99,104

EQUIPMENT/ASSETS			
IT / Computers	7,815	0	948
Furniture / Fittings	3,229	549	1,128
Vocational Training Equipment	12,698	81	96
Inventory	2,464	0	180
Depreciation of Fixed Assets	15,858	10,641	11,189
Sub-Total	42,063	11,271	13,542
INDIRECT COSTS			
Communications	1,776	1,762	1,618
Transport/ Gasoline/ Maintenance	9,252	8,672	9,696
Maintenance/Renovations	11,455	4,670	3,216
Office Supplies	2,025	1,139	1,415
Rent	23,598	20,206	13,170
Utilities	7,135	5,164	5,027
External Audits	8,200	5,527	10,630
Donor / Staff / Authority Relations	3,416	838	5,666
Other Expenses	2,269	2,304	11,237
Miscellaneous Indirect Costs	5,623	3,344	1,558
Sub-Total	74,750	53,627	63,234
TRAVEL & TRAINING			
Travel Costs	6,925	1,192	2,806
Staff Training	63	694	1,351
Workshops / Meetings	0	5,110	10,486
Sub-Total	6,988	6,996	14,644
VOCATIONAL TRAINING BUSINESS COSTS			
Cost of Income Generation	53,896	48,734	37,882
Outlet Supplies	6,431	7,422	8,856
Staff Food costs	0	0	7,657
Miscellaneous VTB Costs	0	230	0
Sub-Total	60,327	56,386	54,396
PROGRAM SUPPORT			
FI Headquarters Support	66,414	15,536	22,494
Sub-Total	66,414	15,536	22,494
TOTAL EXPENSES	729,058	552,332	526,129
NET INCOME	32,111	-114,751	136,823
Retained funds b/f	202,983	359,223	295,496
Restated (exchange rate differences)	0	317,734	222,400
NET ASSETS	235,093	202,983	359,223

Statement of Financial Position

as at 31 Dec 2025

Friends-International Laos (Vientiane & Luang Prabang)

ASSETS	2025 (US\$)	2024 (US\$)	2023 (US\$)
Non-Current Assets			
Vehicles	33,505	24,573	38,278
Furniture, Machinery & Equipment	2,602	1,226	2,080
Construction & Building Works	5,951	6,695	
Current Assets			
Cash & Bank	387,130	159,850	366,114
Prepayments	14,149	23,026	11,651
Accounts Receivable			
Miscellaneous Receivable	4,604	8,139	2,550
Provision for Doubtful Debts	39	334	-189
Earned / Accrued Income	0	13,025	39,612
TOTAL ASSETS	447,981	236,868	460,095

LIABILITIES			
Current Liabilities			
Tax Payable	2,316	1,821	2,035
Miscellaneous Payables	11,365	22,653	7,282
Unearned / Deferred Income	199,206	9,411	91,556
TOTAL LIABILITIES	212,888	33,885	100,872

NET ASSETS	235,093	202,983	359,223
-------------------	----------------	----------------	----------------

Statement of Changes in Equity

as at 31 Dec 2025

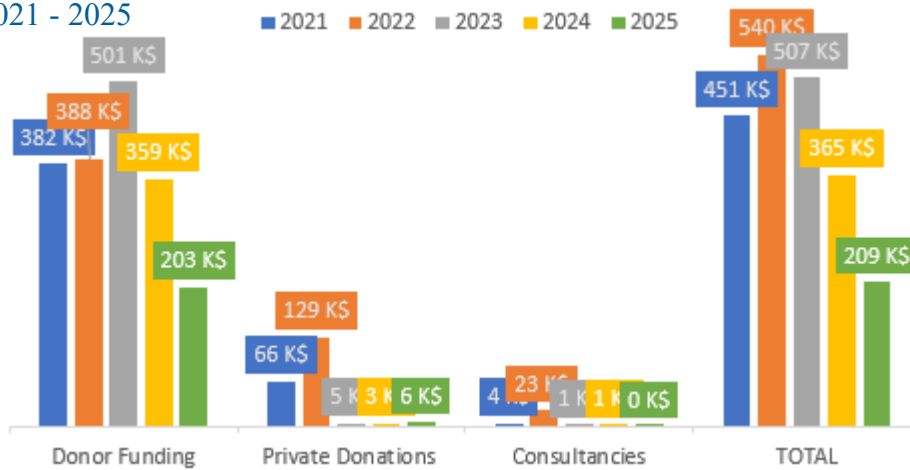
Friends-International Laos (Vientiane & Luang Prabang)

#	FUND ACCOUNT	TYPE	OPENING (US\$)	EARNED INCOME (US\$)	EXPENSES (US\$)	CLOSING (US\$)	CASH INCOME (US\$)
1	Accor Heartist Solidarity	<i>Direct Donor Funding</i>	0	14,318	14,318	0	14,318
2	Anonymous (FLCF)	<i>Direct Donor Funding</i>	0	7,230	7,179	50	0
3	Anonymous (KIF)	<i>Direct Donor Funding</i>	0	13,407	13,101	307	95,550
4	Anonymous (KIF)	<i>Direct Donor Funding</i>	0	13,289	13,167	122	24,900
5	Australian Embassy	<i>Direct Donor Funding</i>	0	9,881	9,543	338	12,543
6	Canada Fund for Local Initiatives	<i>Direct Donor Funding</i>	0	13,924	13,582	342	19,747
7	Firetree Philanthropy Foundation Limited	<i>Sub-Grant Donor Funding</i>	0	22,300	22,168	132	22,300
8	Friends Switzerland	<i>Sub-Grant Donor Funding</i>	0	1,527	1,527	0	6,179
9	Gisela Stichting	<i>Direct Donor Funding</i>	0	10,000	10,000	0	10,000
10	Juniclair & Luxembourg Government	<i>Direct Donor Funding</i>	0	415,309	413,371	1,938	449,929
11	Kamonohashi Project	<i>Direct Donor Funding</i>	0	1,102	1,102	0	5,000
12	Leopold Bachmann Foundation	<i>Direct Donor Funding</i>	0	2,854	2,665	189	60,000
13	Partner for Equity (SBF)	<i>Direct Donor Funding</i>	0	25,064	25,002	62	25,064
14	SeCoDév	<i>Direct Donor Funding</i>	0	41,737	41,529	208	50,000
15	Spellbrook Foundation	<i>Direct Donor Funding</i>	0	2,181	2,181	0	0
16	The Cold Mountain Fund of RSF Social Finance	<i>Sub-Grant Donor Funding</i>	0	30,000	29,916	84	30,000
17	Vocational Training Businesses	<i>Business</i>	104,926	135,530	66,996	173,460	135,530
18	Asset Reserves	<i>Reserves</i>	32,494	0	-9,564	42,058	0
19	Peuan Mit Reserves (PM)	<i>Reserves</i>	65,562	1,516	51,274	15,804	1,516
			202,983	761,168	729,057	235,094	962,575

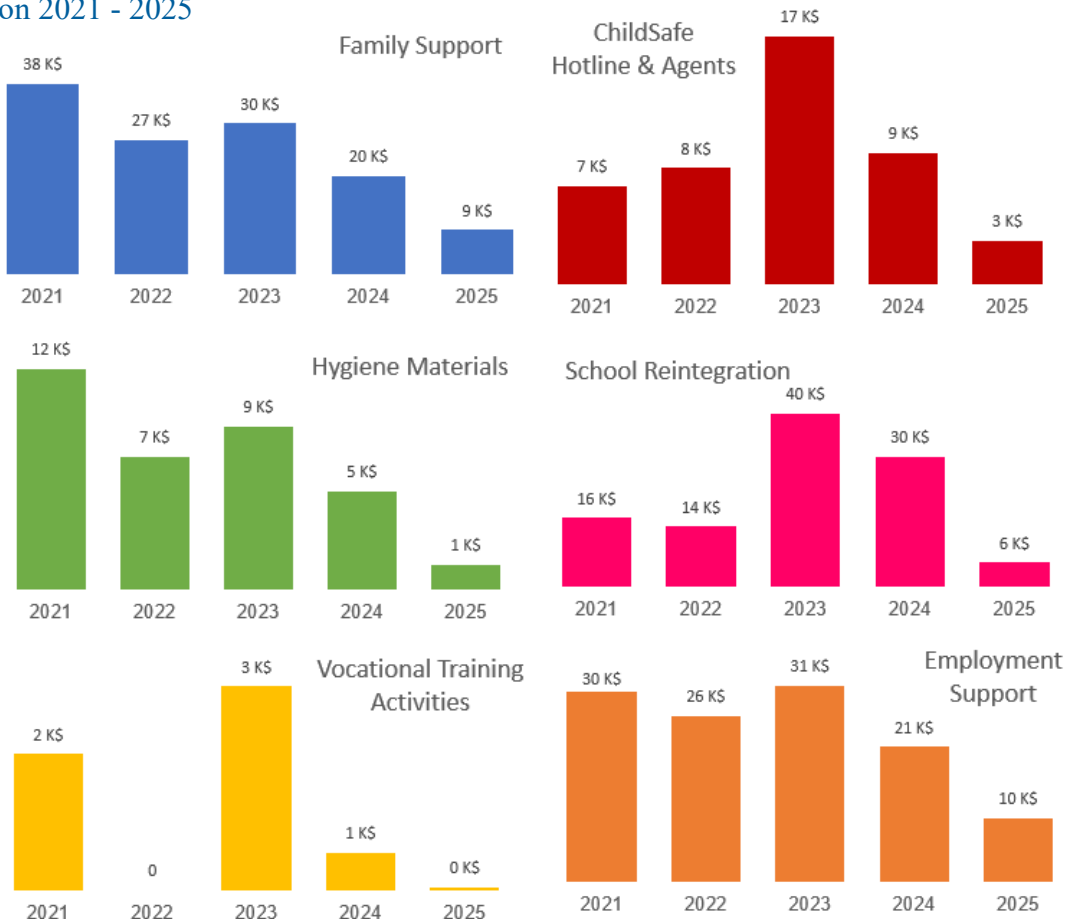
Friends-International Thailand

Peuan Peuan	2025		2024		2023		2022
Number of Staff (31 Dec)	10	-44%	18	-14%	21	-5%	22
Total Income (THB)	6,910 KTHB	-46%	12,775 KTHB	-29%	18,034 KTHB	-2%	18,490 KTHB
Total Expenses (THB)	8,673 KTHB	-46%	16,108 KTHB	-6%	17,051 KTHB	21%	14,046 KTHB
Exchange rate (31 Dec)	฿33	-6%	฿35	-1%	฿36	4%	฿34
Total Income (US\$)	209 K\$	-43%	365 K\$	-28%	508 K\$	-7%	544 K\$
Total Expenses (US\$)	263 K\$	-43%	460 K\$	-4%	480 K\$	16%	413 K\$
Admin Costs (%)	7%		5%		5%		6%

Income evolution 2021 - 2025



Expenses evolution 2021 - 2025



Financial Statements

Income Statement

for the year ending 31 Dec 2025

Friends-International Thailand

(Bangkok, Aranyaprathet/Poipet, Chonburi)

INCOME	2025 (US\$)	2024 (US\$)	2023 (US\$)	2025 (THB)	2024 (THB)	2023 (THB)
Donor Funding	202,990	359,096	501,106	6,698,654	12,568,365	17,789,279
Private Donations	5,834	3,092	4,691	192,525	108,232	166,536
Consultancy Income	24	1,139	1,419	800	39,881	50,381
Other Income	547	1,674	779	18,052	58,585	27,662
TOTAL INCOME	209,395	365,002	507,996	6,910,032	12,775,062	18,033,858

EXPENSES						
PERSONNEL						
International Staff	5,743	22,471	22,155	189,510	786,500	786,500
National Staff	143,990	154,544	186,889	4,751,671	5,409,040	6,634,552
Health & Pensions	3,371	4,392	5,816	111,245	153,724	206,461
Severance Pay/Indemnity	0	1,301	1,658	0	45,545	58,874
Miscellaneous Personnel	2,912	5,052	2,900	96,096	176,804	102,942
Sub-total	156,016	187,760	219,418	5,148,523	6,571,613	7,789,328
DIRECT COSTS						
Hygiene costs	1,305	5,181	8,610	43,058	181,350	305,640
Medical costs	880	3,263	11,308	29,026	114,222	401,423
IEC Material	17	0	36	555	0	1,286
Food/Drink for Beneficiaries	233	1,216	2,425	7,677	42,570	86,099
Family Support	8,868	19,729	30,253	292,633	690,500	1,073,973
Case Manager Travel	0	404	642	0	14,147	22,802
Recreational Activity Support	116	7,052	10,078	3,821	246,807	357,772
Outreach Materials	457	730	480	15,077	25,549	17,029
School Reintegration Support	5,516	29,644	39,568	182,044	1,037,549	1,404,667
Vocational Training Referrals	46	626	3,453	1,520	21,923	122,577
Job Placement & Self-Employment	10,038	21,094	30,614	331,256	738,279	1,086,783
Miscellaneous Employment	3,454	3,032	1,776	113,970	106,117	63,065
ChildSafe Hotline & Agents	2,946	8,899	16,754	97,210	311,461	594,754
Uniforms	0	0	0	0	0	0
Miscellaneous Direct Costs	0	248	1,076	0	8,669	38,197
Sub-total	33,874	101,118	157,072	1,117,846	3,539,143	5,576,069
EQUIPMENT/ASSETS						
IT / Computers	482	2,202	2,677	15,900	77,060	95,039
Miscellaneous Asset Costs	0	214	451	0	7,505	16,003
Sub-total	482	2,416	3,128	15,900	84,565	111,042

INDIRECT COSTS						
Communications	1,910	2,532	2,796	63,021	88,612	99,247
Transport/ Gasoline/ Maintenance	10,348	13,760	12,012	341,470	481,609	426,422
Maintenance/Renovations	812	190	1,361	26,809	6,647	48,306
Office Supplies	1,839	3,785	7,214	60,672	132,485	256,082
Rent & Utilities	18,277	24,370	23,420	603,146	852,936	831,422
Bank Charges	248	462	1,003	8,183	16,159	35,611
External Audits	2,121	3,771	4,225	70,000	132,000	150,000
Miscellaneous Indirect Costs	1,183	2,228	3,559	39,049	77,968	126,344
Sub-total	36,738	51,098	55,590	1,212,350	1,788,415	1,973,434
TRAVEL & TRAINING						
Travel Costs	5,719	18,213	14,043	188,741	637,448	498,516
Staff Training	0	695	767	0	24,335	27,240
Workshops / Meetings / Exchanges	0	939	1,768	0	32,858	62,752
Sub-total	5,719	19,847	16,578	188,741	694,641	588,507
PROGRAM SUPPORT						
Kaliyan Mith (Siem Reap)	0	54,835	0	0	1,919,221	0
Mith Samlanh (Cambodia)	0	14,208	0	0	497,279	0
Headquarter Support Costs	29,987	28,942	28,519	989,586	1,012,957	1,012,442
Sub-total	29,987	97,984	28,519	989,586	3,429,457	1,012,442
TOTAL EXPENSES	262,817	460,224	480,305	8,672,945	16,107,834	17,050,821
NET INCOME	-53,422	-95,222	27,691	-1,762,914	-3,332,772	983,036
Retained funds b/f	170,510	261,989	244,635	5,967,851	9,300,622	8,317,586
Restated (exchange rate differences)	180,844	265,732	234,298	0	0	0
EQUITY	127,422	170,510	261,989	4,204,937	5,967,851	9,300,622

Statement of Financial Position

as at 31 Dec 2025

Friends-International Thailand

(Bangkok, Aranyaprathet/Poipet, Chonburi)

CURRENT ASSETS	2025 (US\$)	2024 (US\$)	2023 (US\$)	2025 (TH฿)	2024 (TH฿)	2023 (TH฿)
Current Assets						
Cash & Bank	238,005	270,771	419,423	7,854,153	9,476,968	14,889,505
Prepayments	197	143	501	6,512	4,990	17,783
Project Advances	0	0	0	0	0	0
Accounts Receivable						
Funding Receivables	4,050	0	0	133,650	0	0
Guarantee Deposits	2,582	3,777	3,330	85,200	132,200	118,200
Miscellaneous	758	0	812	25,000	0	28,843
Earned / Accrued Income	0	0	0	0	0	0
TOTAL ASSETS	245,591	274,690	424,066	8,104,516	9,614,158	15,054,331
LIABILITIES						
Current Liabilities						
Funding Payables	1,767	1,346	4,019	58,298	47,111	142,673
Salary Tax Payable	455	429	314	15,006	15,000	11,148
Miscellaneous	2,281	3,965	1,996	75,287	138,766	70,849
Withholding Tax	65	150	107	2,141	5,240	3,810
Social Security Payable	500	740	741	16,500	25,890	26,300
Employee Liabilities	0	0	0	0	0	0
Unearned / Deferred income	113,101	97,551	154,899	3,732,347	3,414,299	5,498,929
TOTAL LIABILITIES	118,169	104,180	162,076	3,899,579	3,646,307	5,753,709
NET ASSETS	127,422	170,510	261,989	4,204,937	5,967,851	9,300,622

Statement of Changes in Equity

as at 31 Dec 2025

Friends-International Thailand (Bangkok, Aranyaprathet/Poipet, Chonburi)

Table in THB

#	FUND ACCOUNT	TYPE	OPENING (฿)	EARNED INCOME (฿)	EXPENSE (฿)	CLOSING (฿)	CASH INCOME (฿)
1	Accor Heartist Solidarity	<i>Sub-Grant Donor Funding</i>	0	270,981	270,981	0	270,981
2	Albrecht Kiesow Foundation	<i>Direct Donor Funding</i>	0	797,949	797,949	0	0
3	Deutsche Bank AG	<i>Direct Donor Funding</i>	0	770,031	770,031	0	0
4	FIHQ / Anonymous (FAF)	<i>Sub-Grant Donor Funding</i>		376,200	376,200	0	376,200
5	FIHQ / Anonymous (HLMF)	<i>Sub-Grant Donor Funding</i>	290,025	0	160,798	129,228	0
6	FIHQ / Anonymous (TO)	<i>Sub-Grant Donor Funding</i>	1,557,586	0	1,557,586	0	0
7	FIHQ / Gisela Stichting	<i>Sub-Grant Donor Funding</i>		156,750	156,750	0	156,750
8	FIHQ / Global Whole Being Fund	<i>Sub-Grant Donor Funding</i>	0	32,500	32,500	0	1,410,750
9	FIHQ / The Cold Mountain Fund of RSF Social Finance	<i>Sub-Grant Donor Funding</i>	0	519,176	519,176	0	564,300
10	FIHQ / The Regent Capital Trust Corporation Limited as	<i>Sub-Grant Donor Funding</i>	0	96,887	96,887	0	0
11	Foundation Juniclair	<i>Direct Donor Funding</i>	0	3,678,181	3,678,181	0	4,237,721
13	FI Thailand Reserves	<i>Reserves</i>	4,120,239	211,377	255,906	4,075,709	211,377
	FUND BALANCE		5,967,851	6,910,032	8,672,945	4,204,937	7,228,079

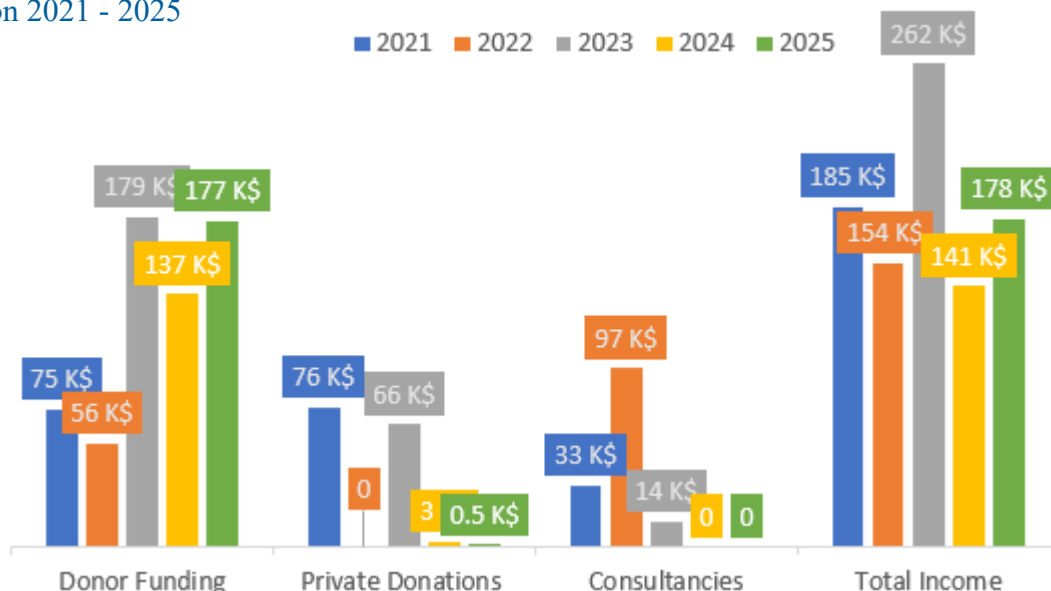
Table in USD

#	FUND ACCOUNT	TYPE	OPENING (\$)	EARNED INCOME (\$)	EXPENSE (\$)	CLOSING (\$)	CASH INCOME (\$)
1	Accor Heartist Solidarity	<i>Sub-Grant Donor Funding</i>	0	8,212	8,212	0	8,212
2	Albrecht Kiesow Foundation	<i>Direct Donor Funding</i>	0	24,180	24,180	0	0
3	Deutsche Bank AG	<i>Direct Donor Funding</i>	0	23,334	23,334	0	0
4	FIHQ / Anonymous (FAF)	<i>Sub-Grant Donor Funding</i>	0	11,400	11,400	0	11,400
5	FIHQ / Anonymous (HLMF)	<i>Sub-Grant Donor Funding</i>	8,789	0	4,873	3,916	0
6	FIHQ / Anonymous (TO)	<i>Sub-Grant Donor Funding</i>	47,200	0	47,200	0	0
7	FIHQ / Gisela Stichting	<i>Sub-Grant Donor Funding</i>	0	4,750	4,750	0	4,750
8	FIHQ / Global Whole Being Fund	<i>Sub-Grant Donor Funding</i>	0	985	985	0	42,750
9	FIHQ / The Cold Mountain Fund of RSF Social Finance	<i>Sub-Grant Donor Funding</i>	0	15,733	15,733	0	17,100
10	FIHQ / The Regent Capital Trust Corporation Limited as	<i>Sub-Grant Donor Funding</i>	0	2,936	2,936	0	0
11	Foundation Juniclair	<i>Direct Donor Funding</i>	0	111,460	111,460	0	128,416
12	FI Thailand Reserves	<i>Reserves</i>	124,856	6,405	7,755	123,506	6,405
	FUND BALANCE		180,844	209,395	262,817	127,422	219,033

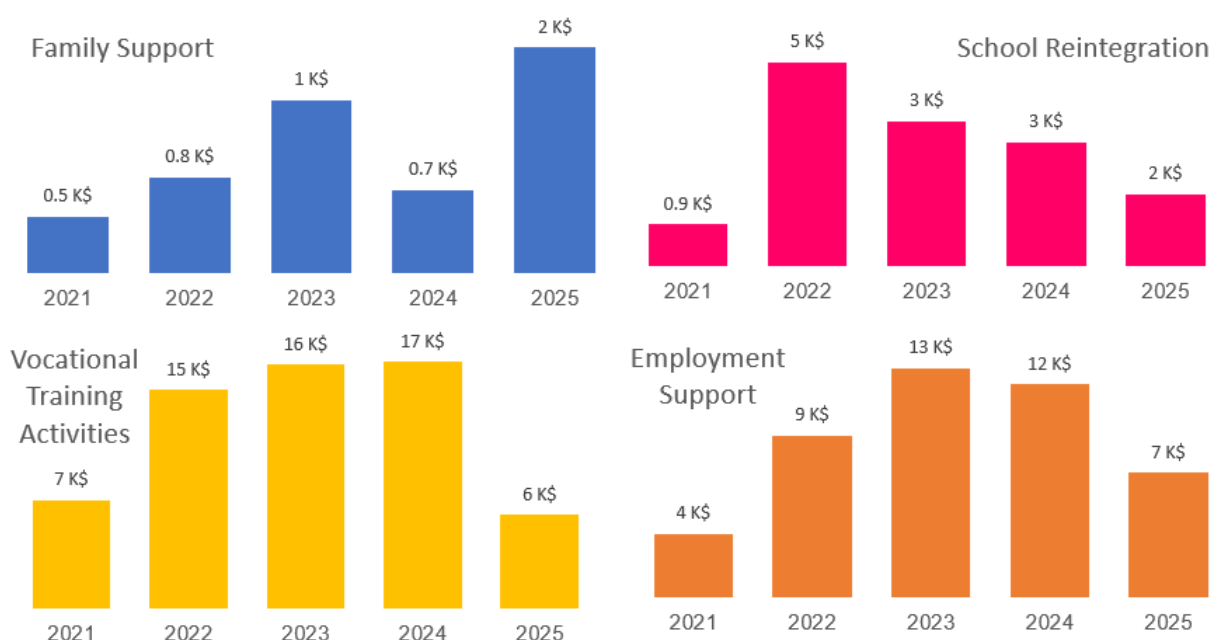
Yayasan Teman Baik (Indonesia)

Teman Baik	2025		2024		2023		2022
Number of Staff (31 Dec)	17	0%	17	0%	17	13%	15
Total Income (IDR)	2,931 MIDR	31%	2,234 MIDR	-45%	4,070 MIDR	77%	2,305 MIDR
Total Expenses (IDR)	2,953 MIDR	3%	2,859 MIDR	-18%	3,503 MIDR	17%	2,999 MIDR
Exchange rate (31 Dec)	IDR 16,470	4%	IDR 15,810	2%	IDR 15,550	4%	IDR 15,000
Total Income (US\$)	178 K\$	26%	141 K\$	-46%	262 K\$	70%	154 K\$
Total Expenses (US\$)	179 K\$	-1%	181 K\$	-20%	225 K\$	13%	200 K\$
Admin Costs (%)	10%		7%		6%		6%

Income evolution 2021 - 2025



Expenses evolution 2021 - 2025



Financial Statements

Income Statement

for the year ending 31 Dec 2025

Yayasan Teman Baik (Jakarta, Indonesia)

INCOME	2025 (US\$)	2024 (US\$)	2023 (US\$)	2025 (IDR)	2024 (IDR)	2023 (IDR)
Donor Funding	176,653	136,830	178,580	2,909,477,514	2,163,277,868	2,776,915,518
Private Donations	505	2,865	66,362	8,310,511	45,300,000	1,031,924,552
Consultancy	0	0	13,942	0	0	216,799,222
Other Income	797	1,627	2,830	13,122,477	25,730,403	44,003,771
TOTAL INCOME	177,954	141,322	261,713	2,930,910,502	2,234,308,270	4,069,643,063
EXPENSES						
PERSONNEL						
National Staff	96,360	87,295	88,458	1,587,053,917	1,380,126,088	1,375,518,517
Health & Pensions	14,658	10,722	13,002	241,424,649	169,517,692	202,175,100
Miscellaneous Personnel Costs	337	480	0	5,550,000	7,595,000	0
Sub-Total	111,356	98,497	101,459	1,834,028,565	1,557,238,780	1,577,693,616
DIRECT COSTS						
Hygiene & Medical costs	871	1,316	1,993	14,343,700	20,800,810	30,996,500
Non-Formal Education materials	797	368	1,288	13,127,200	5,822,500	20,031,800
Food/Drink for Beneficiaries	131	268	452	2,156,300	4,232,400	7,035,700
Family Support	1,792	663	1,376	29,520,927	10,479,500	21,401,785
Recreational Activity Support	449	45	1,440	7,397,600	708,500	22,395,000
Outreach Materials	46	109	424	756,965	1,715,690	6,586,900
School Reintegration Support	1,621	2,811	3,280	26,692,605	44,442,300	51,008,005
Vocational Training Materials / Referrals	6,290	16,621	16,431	103,596,983	262,774,485	255,506,000
Job Placement Support	5,965	10,961	9,008	98,248,000	173,290,000	140,076,500
Self-Employment Support	1,051	1,017	3,880	17,317,525	16,076,500	60,340,000
Miscellaneous Employment	695	915	1,913	11,439,420	14,468,750	29,743,069
ChildSafe Hotline & Agents	849	1,891	911	13,981,700	29,890,465	14,170,555
Beneficiary Transport	210	31	1,346	3,457,200	491,500	20,933,500
Community Event Costs	0	770	1,889	0	12,179,400	29,378,215
Miscellaneous Direct Costs	565	50	106	9,303,000	795,000	1,644,000
Sub-Total	21,332	37,835	45,739	351,339,125	598,167,800	711,247,529
EQUIPMENT/ASSETS						
IT / Computers	316	0	772	5,200,000	0	11,999,000
Furniture / Fittings	0	0	119	0	0	1,852,000
Inventory	0	0	688	0	0	10,700,000
Sub-Total	316	0	1,579	5,200,000	0	24,551,000

INDIRECT COSTS						
Communications	3,459	2,619	3,200	56,976,400	41,402,159	49,764,375
Transport/ Gasoline/ Maintenance	11,197	9,327	9,468	184,411,745	147,462,700	147,233,200
Maintenance/Renovations	371	102	835	6,112,000	1,620,500	12,980,461
Office Supplies	1,109	1,683	2,348	18,270,700	26,607,800	36,510,700
Rent	8,833	9,429	8,625	145,475,000	149,075,000	134,118,750
Utilities	487	677	693	8,025,700	10,705,900	10,777,200
Bank Charges	184	354	642	3,024,495	5,595,581	9,988,485
External Audits	2,696	2,808	8,209	44,400,000	44,400,000	127,650,000
Donor / Staff / Authority Relations	182	133	1,292	2,991,000	2,098,000	20,090,000
Miscellaneous Indirect Costs	477	892	624	7,849,771	14,097,246	9,701,485
Sub-Total	28,994	28,024	35,937	477,536,811	443,064,886	558,814,656
TRAVEL & TRAINING						
International Travel	0	0	670	0	0	10,415,200
National Travel	0	0	757	0	0	11,769,200
Staff Training	0	22	43	0	345,300	666,500
Workshops / Meetings	114	2,482	2,966	1,872,590	39,234,980	46,122,700
Sub-Total	114	2,503	4,436	1,872,590	39,580,280	68,973,600
PROGRAM SUPPORT						
FI Headquarters Support	17,163	13,946	36,123	282,666,524	220,490,384	561,705,329
Sub-Total	17,163	13,946	36,123	282,666,524	220,490,384	561,705,329
TOTAL EXPENSES	179,274	180,806	225,272	2,952,643,616	2,858,542,130	3,502,985,730
NET INCOME	-1,320	-39,483	36,441	-21,733,114	-624,233,860	566,657,333
Retained funds b/f	14,324	54,707	18,935	226,454,946	850,688,806	284,031,473
Restated (exchange rate differences)	13,750	53,807	18,266			0
NET ASSETS	12,430	14,324	54,707	204,721,832	226,454,946	850,688,806

Statement of Financial Position

as at 31 Dec 2025

Yayasan Teman Baik (Jakarta, Indonesia)

ASSETS	2025 (US\$)	2024 (US\$)	2023 (US\$)	2025 (IDR)	2024 (IDR)	2023 (IDR)
Current Assets						
Cash & Bank	82,804	89,743	164,493	1,363,779,725	1,418,841,628	2,557,870,235
Project Advances	0	0	386	0	0	6,000,000
Prepayments	2,208	2,300	2,339	36,368,750	36,368,750	36,368,750
Accounts Receivable						
Miscellaneous Receivables	1,998	2,410	4,630	32,900,000	38,100,000	72,000,000
Guarantee Deposits	607	633	643	10,000,000	10,000,000	10,000,000
Earned / Accrued Income	0	16,317	0	0	257,965,636	0
TOTAL ASSETS	87,617	111,403	172,491	1,443,048,475	1,761,276,013	2,682,238,985
LIABILITIES						
Current Liabilities						
Salary Tax Payable	484	467	134	7,978,017	7,376,378	2,088,122
Miscellaneous Payables	3,282	2,808	6,175	54,056,324	44,400,000	96,015,000
Social Security Payable	0	0	630	0	0	9,802,188
Unearned / Deferred Income	50,152	77,355	96,307	826,007,264	1,222,985,400	1,497,571,215
Long-Term Liabilities						
Employee Liabilities (> 1 year)	21,268	16,449	14,538	350,285,038	260,059,289	226,073,654
TOTAL LIABILITIES	75,187	97,079	117,785	1,238,326,643	1,534,821,067	1,831,550,179
NET ASSETS	12,430	14,324	54,707	204,721,832	226,454,946	850,688,806

Statement of Changes in Equity

as at 31 Dec 2025

Yayasan Teman Baik (Jakarta, Indonesia)

Table in IDR

#	FUND ACCOUNT	TYPE	OPENING (IDR)	EARNED INCOME (IDR)	EXPENSES (IDR)	CLOSING (IDR)	CASH INCOME (IDR)
1	Accor Heartist Solidarity	<i>Sub-Grant Donor Funding</i>	0	108,682,217	108,682,217	0	
2	Arab Gulf Programme for Development	<i>Sub-Grant Donor Funding</i>	0	234,598,150	234,598,150	0	
3	Boeing 2025	<i>Direct Donor Funding</i>	0	399,375,000	399,375,000	0	399,375,000
4	FI / Anonymous (OFF)	<i>Sub-Grant Donor Funding</i>	0	134,989,279	134,989,279		134,989,279
5	FI / Anonymous (TO)	<i>Sub-Grant Donor Funding</i>	72,263,911	0	72,263,911	0	0
6	FI / The Cold Mountain Fund of RSF Social Finance	<i>Sub-Grant Donor Funding</i>	0	175,710,988	175,710,988	0	175,710,988
7	Fondation Junclair	<i>Direct Donor Funding</i>	0	617,938,364	617,938,364	0	-257,965,636
8	Fondation Pierre Bellon	<i>Sub-Grant Donor Funding</i>	0	804,158,515	804,158,515	0	512,910,133
9	Friends International HQ	<i>Sub-Grant Donor Funding</i>	0	434,025,000	297,572,803	136,452,197	
10	Teman Baik Reserves	<i>Reserves</i>	154,191,035	21,432,988	107,354,389	68,269,634	
			226,454,946	2,930,910,502	2,952,643,616	204,721,832	965,019,765

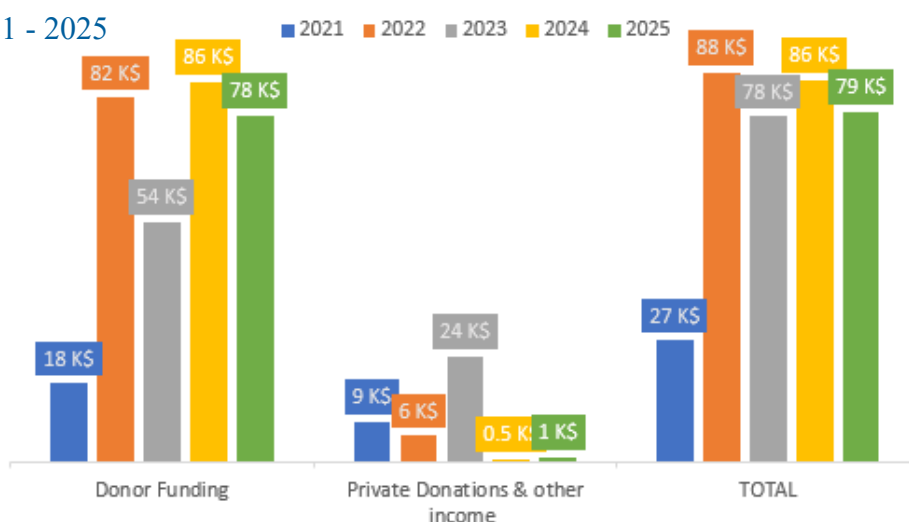
Table in USD

#	FUND ACCOUNT	TYPE	OPENING (US\$)	EARNED INCOME (US\$)	EXPENSES (US\$)	CLOSING (US\$)	CASH INCOME (US\$)
1	Accor Heartist Solidarity	<i>Sub-Grant Donor Funding</i>	0	6,599	6,599	0	0
2	Arab Gulf Programme for Development	<i>Sub-Grant Donor Funding</i>	0	14,244	14,244	0	0
3	Boeing 2025	<i>Direct Donor Funding</i>	0	24,249	24,249	0	24,249
4	FI / Anonymous (OFF)	<i>Sub-Grant Donor Funding</i>	0	8,196	8,196	0	8,196
5	FI / Anonymous (TO)	<i>Sub-Grant Donor Funding</i>	4,388	0	4,388	0	0
6	FI / The Cold Mountain Fund of RSF Social Finance	<i>Sub-Grant Donor Funding</i>	0	10,669	10,669	0	10,669
7	Fondation Junclair	<i>Direct Donor Funding</i>	0	37,519	37,519	0	-15,663
8	Fondation Pierre Bellon	<i>Sub-Grant Donor Funding</i>	0	48,826	48,826	0	31,142
9	Friends International HQ	<i>Sub-Grant Donor Funding</i>	0	26,352	18,068	8,285	0
10	Teman Baik Reserves	<i>Reserves</i>	9,362	1,301	6,518	4,145	0
			13,750	177,954	179,274	12,430	58,593

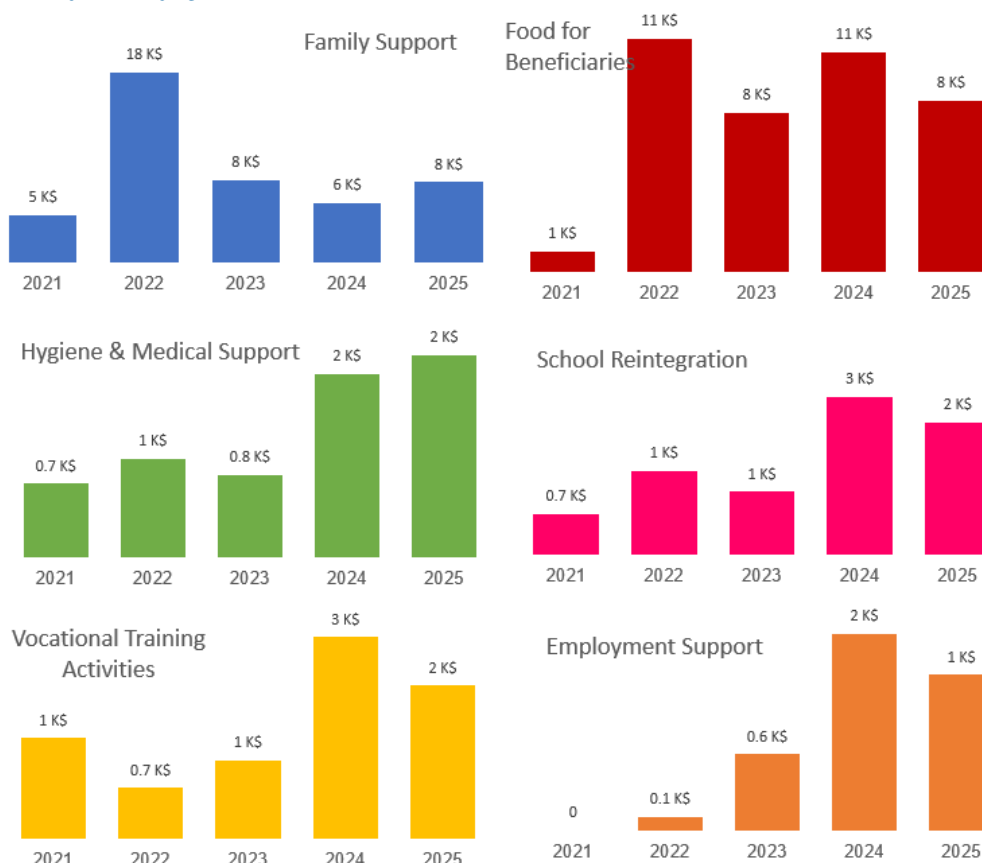
Tha Ngae Chin Myar (Myanmar)

Tha Ngae Chin Myar	2025		2024		2023		2022
Number of Staff (31 Dec)	8	0%	8	0%	8	14%	7
Total Income (MMK)	327 MMMK	27%	258 MMMK	11%	233 MMMK	33%	176 MMMK
Total Expenses (MMK)	312 MMMK	14%	274 MMMK	26%	217 MMMK	32%	165 MMMK
Exchange rate (31 Dec)	MMK 4,145	38%	MMK 3,000	0%	MMK 3,000	50%	MMK 2,000
Total Income (US\$)	79 K\$	-8%	86 K\$	11%	78 K\$	-11%	88 K\$
Total Expenses (US\$)	75 K\$	-18%	91 K\$	26%	72 K\$	-12%	82 K\$
Admin Costs (%)	7%		5%		9%		8%

Income evolution 2021 - 2025



Expenses evolution 2021 - 2025



Financial Statements

Income Statement

for the year ending 31 Dec 2025

Tha Ngae Chin Myar (Yangon, Myanmar)

INCOME	2025 (US\$)	2024 (US\$)	2023 (US\$)	2025 (MMK)	2024 (MMK)	2023 (MMK)
Donor Funding	77,936	85,590	54,068	323,043,805	256,769,053	162,203,566
Private Donations	0	0	23,596	0	0	70,788,034
Other Income	1,040	506	161	4,310,525	1,516,800	482,642
TOTAL INCOME	78,976	86,095	77,825	327,354,331	258,285,853	233,474,243

EXPENSES	2025 (US\$)	2024 (US\$)	2023 (US\$)	2025 (MMK)	2024 (MMK)	2023 (MMK)
PERSONNEL						
Staff Salaries	29,592	35,118	32,959	122,658,916	105,355,141	98,876,669
Health Insurance	743	1,091	78	3,080,533	3,272,533	235,333
Miscellaneous Personnel Costs	280	207	39	1,162,500	620,000	118,000
	30,616	36,416	33,077	126,901,950	109,247,674	99,230,002
DIRECT COSTS						
Hygiene costs	1,238	534	77	5,130,100	1,603,000	232,350
Medical costs	817	1,324	763	3,385,750	3,971,850	2,288,750
Clothing for Beneficiaries	0	9	331	0	27,000	991,800
Non-Formal Education materials	224	274	116	926,600	823,050	349,150
Food/Drink for Beneficiaries	8,324	10,661	7,744	34,501,100	31,982,100	23,232,958
Family Support	7,699	5,721	7,899	31,912,350	17,162,300	23,697,750
Centre Supplies	438	1,358	1,013	1,817,000	4,073,500	3,037,710
Recreational Activity Support	598	281	109	2,478,800	841,750	327,400
School Reintegration Support	2,156	2,567	1,026	8,938,400	7,702,300	3,078,550
Vocational Training Materials / Referrals	2,078	2,738	1,059	8,612,250	8,212,500	3,176,938
Job Placement Support	161	81	245	668,700	242,050	734,000
Self-Employment Support	1,031	1,430	340	4,273,100	4,289,100	1,021,200
Uniforms	0	516	0	0	1,547,200	0
Beneficiary Transport	1,605	758	611	6,651,100	2,273,900	1,833,250
Beneficiary Trainings / Meetings	25	20	1,283	103,000	60,000	3,848,100
Miscellaneous Direct Costs	1,686	3,220	68	6,987,528	9,661,350	202,600
	28,079	31,491	22,684	116,385,778	94,472,950	68,052,506
EQUIPMENT/ASSETS						
IT / Computers	595	0	0	2,467,000	0	0
Furniture / Fittings	0	0	0	0	0	0
Inventory	0	125	367	0	374,900	1,100,000
	595	125	367	2,467,000	374,900	1,100,000

INDIRECT COSTS						
Communications	502	550	558	2,080,600	1,649,399	1,675,000
Transport/Gasoline/Maintenance	543	636	261	2,251,700	1,907,600	783,200
Maintenance/Renovations	388	128	96	1,610,200	384,000	287,300
Office Supplies	514	1,240	536	2,129,150	3,720,800	1,606,890
Rent & Utilities	6,956	7,258	5,918	28,831,150	21,773,150	17,753,080
Bank Charges	842	863	872	3,491,909	2,587,793	2,617,328
External Audits	2,718	3,368	3,319	11,265,310	10,104,198	9,958,082
Miscellaneous Indirect Costs	897	282	111	3,719,542	847,373	334,148
	13,361	14,325	11,672	55,379,561	42,974,313	35,015,028
TRAVEL & TRAINING						
Travel Costs	0	0	1,467	0	0	4,400,536
Workshops & Assessments	0	7	3	0	22,000	8,000
Staff Training	121	672	23	500,000	2,015,760	70,000
	121	679	1,493	500,000	2,037,760	4,478,536
PROGRAM SUPPORT						
Headquarter Support Costs	2,460	8,240	3,146	10,195,554	24,720,144	9,437,215
	2,460	8,240	3,146	10,195,554	24,720,144	9,437,215
TOTAL EXPENSES	75,230	91,276	72,438	311,829,842	273,827,740	217,313,288
NET INCOME	3,745	-5,181	5,387			16,160,955
Retained funds b/f	8,735	13,915	12,792	26,203,586	41,745,473	25,584,518
Restated (exchange rate differences)	6,322	13,915	8,528			
EQUITY	10,067	8,735	13,915	41,728,074	26,203,586	41,745,473

Statement of Financial Position

as at 31 Dec 2025

Tha Ngae Chin Myar (Yangon, Myanmar)

ASSETS	2025 (US\$)	2024 (US\$)	2023 (US\$)	2025 (MMK)	2024 (MMK)	2023 (MMK)
Current Assets						
Cash & Bank	17,371	11,999	19,297	72,003,162	35,995,578	57,889,522
Prepayments	998	1,872	1,769	4,138,200	5,617,375	5,307,708
Misc Accounts Receivable	793	2,233	227	3,286,800	6,698,000	680,000
Guarantee Deposits	121	233	167	500,000	700,000	500,000
Earned Income	11,345	4,251	895	47,026,650	12,754,103	2,685,946
TOTAL ASSETS	30,628	20,588	22,354	126,954,812	61,765,055	67,063,176
LIABILITIES						
Current Liabilities						
Misc Accounts Payables	2,151	0	0	8,917,758	0	0
Misc Accounts Payables	2,872	3,582	3,043	11,906,249	10,745,780	9,128,582
Unearned Income	15,537	8,272	5,396	64,402,731	24,815,690	16,189,121
TOTAL LIABILITIES	20,561	11,854	8,439	85,226,738	35,561,470	25,317,703
EQUITY	10,067	8,735	13,915	41,728,074	26,203,586	41,745,473

Statement of Changes in Equity

as at 31 Dec 2025

Tha Ngae Chin Myar (Yangon, Myanmar)

Table in MMK

#	FUND ACCOUNT	TYPE	OPENING (MMK)	INCOME (MMK)	EXPENSES (MMK)	CLOSING (MMK)	CASH INCOME (MMK)
1	FI / Anonymous (AMJ)	<i>Sub-Grant Private Donation</i>	0	21,412,086	21,412,086	0	39,422,080
2	FI / Anonymous (TO)	<i>Sub-Grant Donor Funding</i>	0	1,472,551	1,472,551	0	32,553,887
3	FI / CW Asia Fund Charitable Foundation	<i>Sub-Grant Donor Funding</i>	0	9,508,897	9,508,897	0	11,697,162
4	FI / Gisela Stichting	<i>Sub-Grant Donor Funding</i>	0	22,119,888	22,119,888	0	33,421,929
5	FI / Give2Asia	<i>Sub-Grant Donor Funding</i>	0	37,381,761	37,381,761	0	47,947,598
6	FI / Partners for Equity (SPF)	<i>Sub-Grant Private Donation</i>	-7,095,066	19,492,899	12,397,833	0	19,492,899
7	FI / Pro Victimis Fondation	<i>Sub-Grant Donor Funding</i>	0	211,655,723	211,655,723	0	190,849,394
8	Myanmar Reserve	<i>Reserves</i>	33,298,651	4,310,525	-4,118,897	41,728,074	4,310,525
	TOTAL		26,203,586	327,354,331	311,829,842	41,728,074	379,695,474

Table in USD

#	FUND ACCOUNT	TYPE	OPENING (US\$)	INCOME (US\$)	EXPENSES (US\$)	CLOSING (US\$)	CASH INCOME (US\$)
1	FI / Anonymous (AMJ)	<i>Sub-Grant Private Donation</i>	0	5,166	5,166	0	9,511
2	FI / Anonymous (TO)	<i>Sub-Grant Donor Funding</i>	0	355	355	0	7,854
3	FI / CW Asia Fund Charitable Foundation	<i>Sub-Grant Donor Funding</i>	0	2,294	2,294	0	2,822
4	FI / Gisela Stichting	<i>Sub-Grant Donor Funding</i>	0	5,337	5,337	0	8,063
5	FI / Give2Asia	<i>Sub-Grant Donor Funding</i>	0	9,019	9,019	0	11,568
6	FI / Partners for Equity (SPF)	<i>Sub-Grant Private Donation</i>	-1,712	4,703	2,991	0	4,703
7	FI / Pro Victimis Fondation	<i>Sub-Grant Donor Funding</i>	0	51,063	51,063	0	46,043
8	Myanmar Reserve	<i>Reserves</i>	8,033	1,040	-994	10,067	1,040
	TOTAL		6,322	78,976	75,230	10,067	91,603

Annual Budget 2026

PROJECT	Friends Phnom Penh	Mith Samlanh	Friends Siem Reap	Friends Laos	Friends Thailand	Friends Indonesia	Friends Myanmar	GRAND TOTAL US\$
Saving Lives Core	\$112,909							\$112,909
Outreach & Drop-in Centres		\$348,622	\$123,640	\$83,608	\$238,572	\$43,485	\$29,772	\$867,699
ChildSafe Communities		\$27,044	\$29,540	\$49,532	\$69,705	\$9,469	\$4,638	\$189,928
Building Futures Core	\$103,464							\$103,464
Residential Services & Family Reintegration		\$32,030	\$0	\$127,700	\$1,554		\$4,776	\$166,061
Education & School Reintegration		\$138,380	\$114,325	\$72,094	\$43,877	\$9,675	\$14,984	\$393,335
Vocational Training & Employment	\$276,351	\$262,620	\$356,453	\$357,705	\$124,730	\$60,579	\$37,114	\$1,475,553
Friends Futures Factory	\$29,821							\$29,821
3PC & Sub-grants	\$95,577							\$95,577
ChildSafe Movement	\$29,362		\$14,248					\$43,610
ChildSafe Experience	\$34,736		\$20,737					\$55,473
Program Essentials	\$120,793	\$83,950	\$94,901	\$77,332	\$74,493	\$32,052	\$16,632	\$500,154
Monitoring, Evaluation & Learning		\$23,440	\$7,150	\$6,240	\$10,709	\$4,398	\$2,415	\$54,352
Communications & Design	\$105,303							\$105,303
Grants & Fundraising	\$77,452							\$77,452
Administration	\$312,329	\$71,190	\$45,370	\$54,957	\$24,730	\$19,658	\$12,665	\$540,899
GRAND TOTAL	\$1,298,097	\$987,277	\$806,364	\$829,168	\$588,371	\$179,315	\$122,997	\$4,811,588

N.B Our annual budgets are live documents, and subject to change to adapt and respond to new circumstances, e.g., rising inflation, surveys, and mapping results etc.